

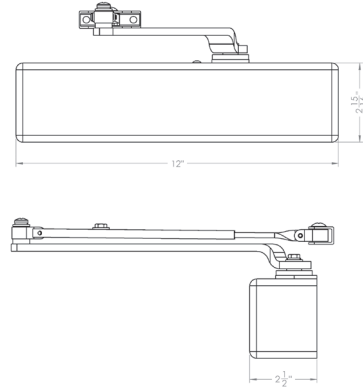
5100 Series

Grade 1 Commercial Full Featured Closer

Architectural Submittal Sheet

Typical Applications

- Aluminum Storefronts
- Assisted Living
- Government Facilities
- Higher Education
- Hospitality
- Houses of Worship
- Interior Office Doors
- Multi-family
- Offices
- Retail



Specifications

BODY:	• High Strength Aluminum Alloy Body	
ARM OPTIONS:	<ul style="list-style-type: none"> • PA – Parallel Arm • HO – Hold Open • DS/DSHO – Heavy Duty Parallel Arm Stop • RA – Regular Arm 	<ul style="list-style-type: none"> • SCS/SCSHO – Heavy Duty Parallel Arm Cushion Stop • TA/TAHO – Track Arm • EDA/EDAHO – Extra Duty Parallel Arm • PS – Pivot Stop Arm*
PISTON:	• Hardened steel, 1-1/2" diameter	
ADJUSTMENT:	• Hydraulic controlled closing • Separate hydraulic backcheck standard • Optional delayed action (in addition to backcheck)	
SIZE:	• Adjustable 1 through 6	
MOUNTING:	<ul style="list-style-type: none"> • Tri-packed for regular, top jamb and parallel arm installations • Includes sex nuts/bolts and screws for wood/metal doors/frames • Self drilling, self tapping screws standard • Separate limiting stop may be required for high abuse application 	
COVER:	• Full plastic cover standard, optional full metal cover available	
COLOR & ARCHITECTURAL FINISHES:	• 605 – Polished Brass, 625 – Polished Chrome, 689 – Aluminum, 693 – Black, 695 – Duro Bronze, 696 – Gold	
WARRANTY:	• Twenty-five (25) year Limited Warranty	
CERTIFICATIONS, LISTINGS, COMPLIANCES:	<ul style="list-style-type: none"> • UL listed for labeled swinging fire doors rated up to and including 3 hours • Certified to ANSI/BHMA A156.4 Grade 1 • TAA compliant. Country of origin: KR 	


5100 Series

Closers

CODE	DESCRIPTION
5101 BC PA	Closer, 1-6, full cover, SNB (Tri-pack)
5101 BC RA	Closer, 1-6, full cover, regular arm, SNB
5101 BC PA HO	Closer, 1-6, hold open, full cover, SNB (Tri-pack)
5101 BC DS	Closer, 1-6, door saver, full cover, SNB (PA only)
5101 BC DSHO	Closer, 1-6, door saver hold open, full cover, SNB (PA only)
5101 BC EDA	Closer, 1-6, extra duty arm, full cover, SNB (PA only)

CODE	DESCRIPTION
5101 BC EDA HO	Closer, 1-6, extra duty arm hold open, full cover, SNB (PA only)
5101 BC SCS	Closer, 1-6, door saver w/spring cushion stop, full cover, SNB (PA only)
5101 BC SCSHO	Closer, 1-6, door saver hold open w/spring cushion stop, full cover, SNB (PA only)
5101 BC TA	Closer, 1-6, track arm, full cover, SNB (for body only)
5101 BC TAHO	Closer, 1-6, track arm hold open, full cover, SNB (for body only)
5101 BC PS	Closer, 1-6, pivot stop, full cover, SNB (for body only)

Finishes



Options

CODE	DESCRIPTION
5141	Delayed Action (when ordering, replace 5101 with 5141 in part number)

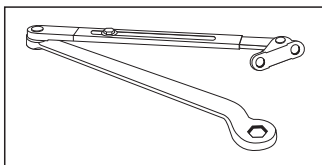
Spring Cushion Stop

CODE	DESCRIPTION
SCS-1	For 3'0" X 8'0" wood or hollow metal doors and frames
SCS-2	For 4'0" X 8'0" wood or hollow metal doors and frames

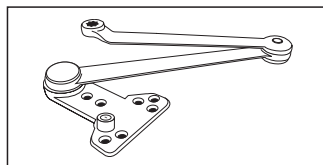
5100 Series

Arms

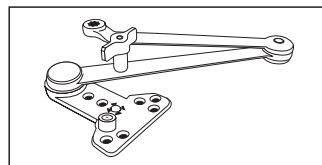
CODE	DESCRIPTION
RA	REGULAR ARM - Can be mounted REG/TJ/PA (requires PA bracket)
EDA	EXTRA DUTY ARM - PA application only (bumper eliminated)
DS	DOOR SAVER ARM (Limiting Stop) - PA application only
DSHO	DOOR SAVER HOLD OPEN ARM (limiting stop) PA application only
HO	HOLD OPEN ARM - can be mounted REG/TJ/PA (requires PA bracket)
EDAHO	EXTRA DUTY ARM HOLD OPEN - PA application only (bumper eliminated)
TA	TRACK ARM ASSEMBLY - (Includes track, arm and screws)
TAHO	TRACK ARM HOLD OPEN
PA	PARALLEL ARM BRACKET - NON HOLD OPEN applications
PAHO	PARALLEL ARM BRACKET- HOLD OPEN applications
PS	PIVOT STOP ARM - Regular and Top Jamb Only



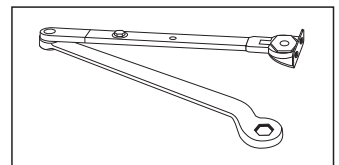
RA - REGULAR ARM



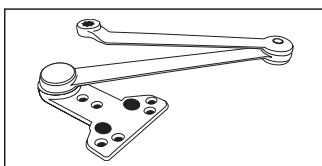
DS - DOOR SAVER (LIMITING STOP) ARM



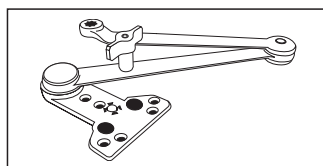
DSHO - DOOR SAVER (LIMITING STOP) HOLD OPEN ARM



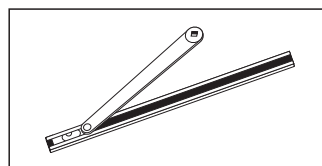
HO - HOLD OPEN ARM



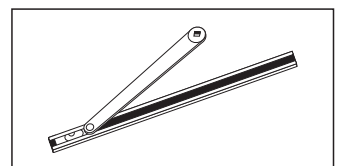
EDA - EXTRA DUTY ARM



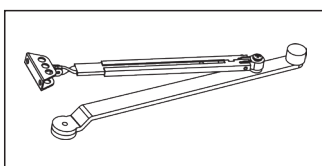
EDAHO - EXTRA DUTY ARM HOLD OPEN



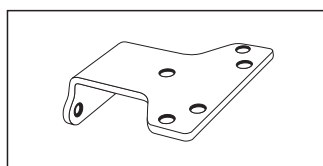
TA - TRACK ARM ASSEMBLY



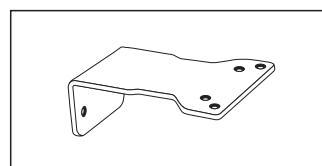
TAHO - TRACK ARM HOLD OPEN



PS - PIVOT STOP ARM



PA - PARALLEL ARM BRACKET



PAHO - PARALLEL ARM HO BRACKET