



SDE - Push Button Lock


HOW - TO GUIDE

Table of Contents

Reset the Lock	1
Change Master Code	2
Add User Codes	3
Delete User Codes	4
Silent Mode	5
Auto Lock	6
Set Auto Lock Time Delay	7
Add One-Time Code	8
Vacation Mode	9

Press the “reset button” for 8 seconds until the green light flashes.

**** This will delete ALL user codes that are associated with the lock****





Master Code (4-8 Digits)

(After resetting, default master code is 12345678)



Press 1

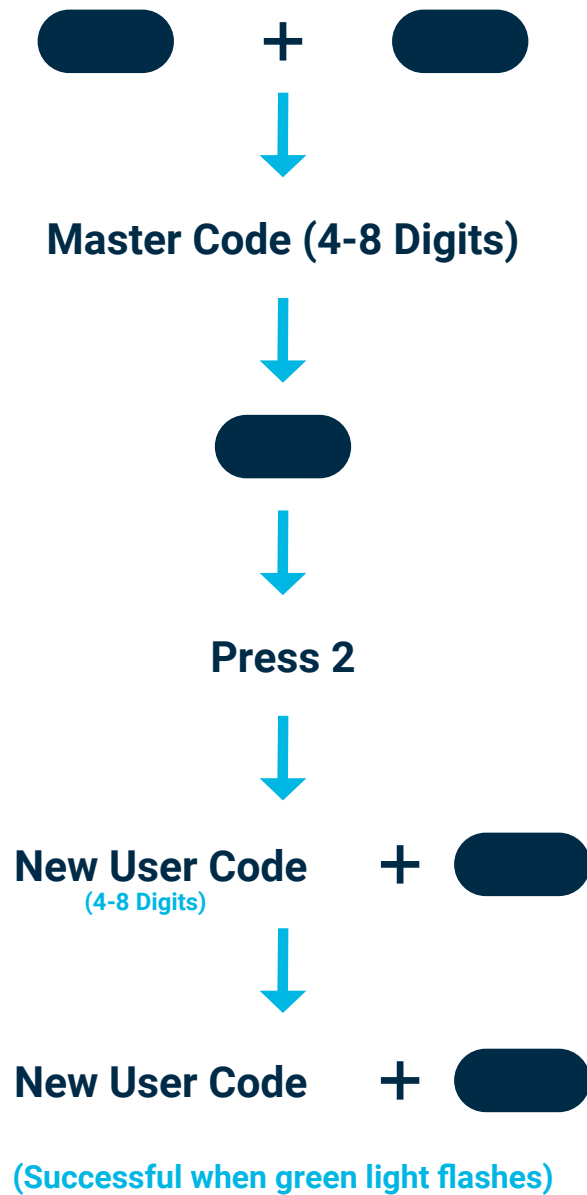


New Master Code + 



New Master Code + 

(Successful when green light flashes)



Notes:

- User Codes cannot be redundant or sequential
- Avoid creating codes that are close to the master code



Master Code (4-8 Digits)

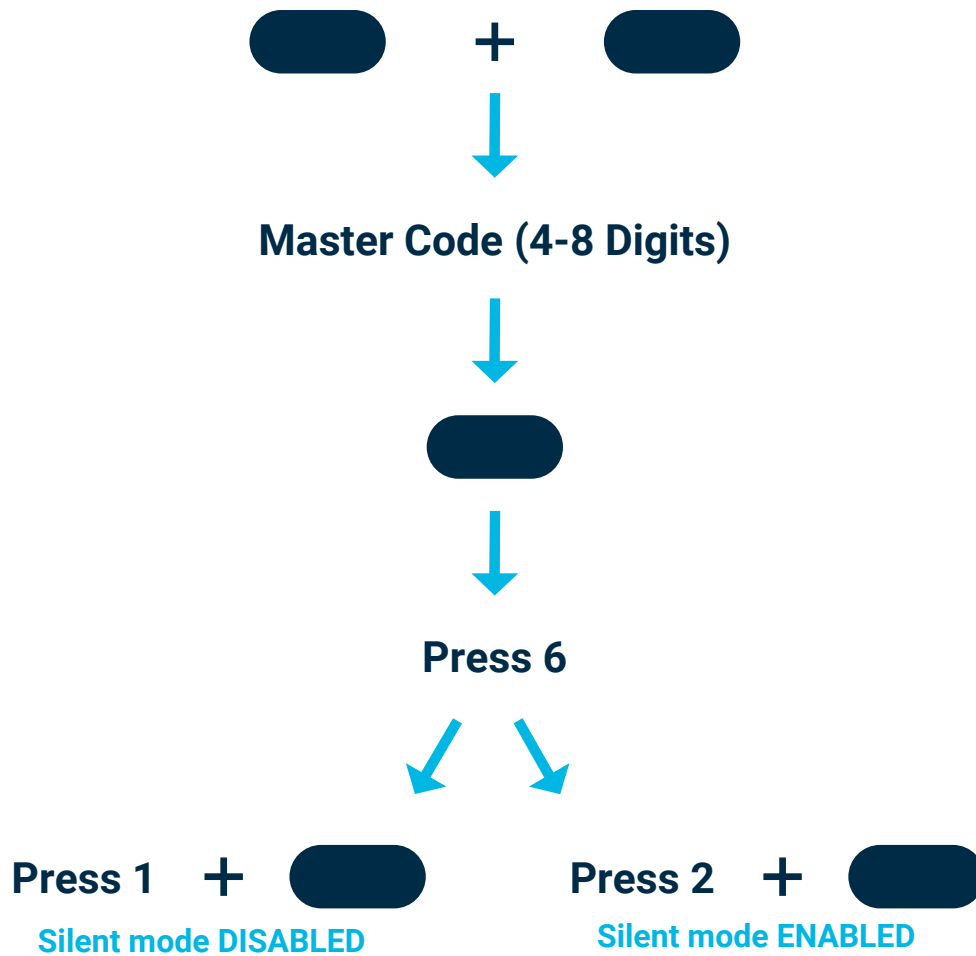


Press 3

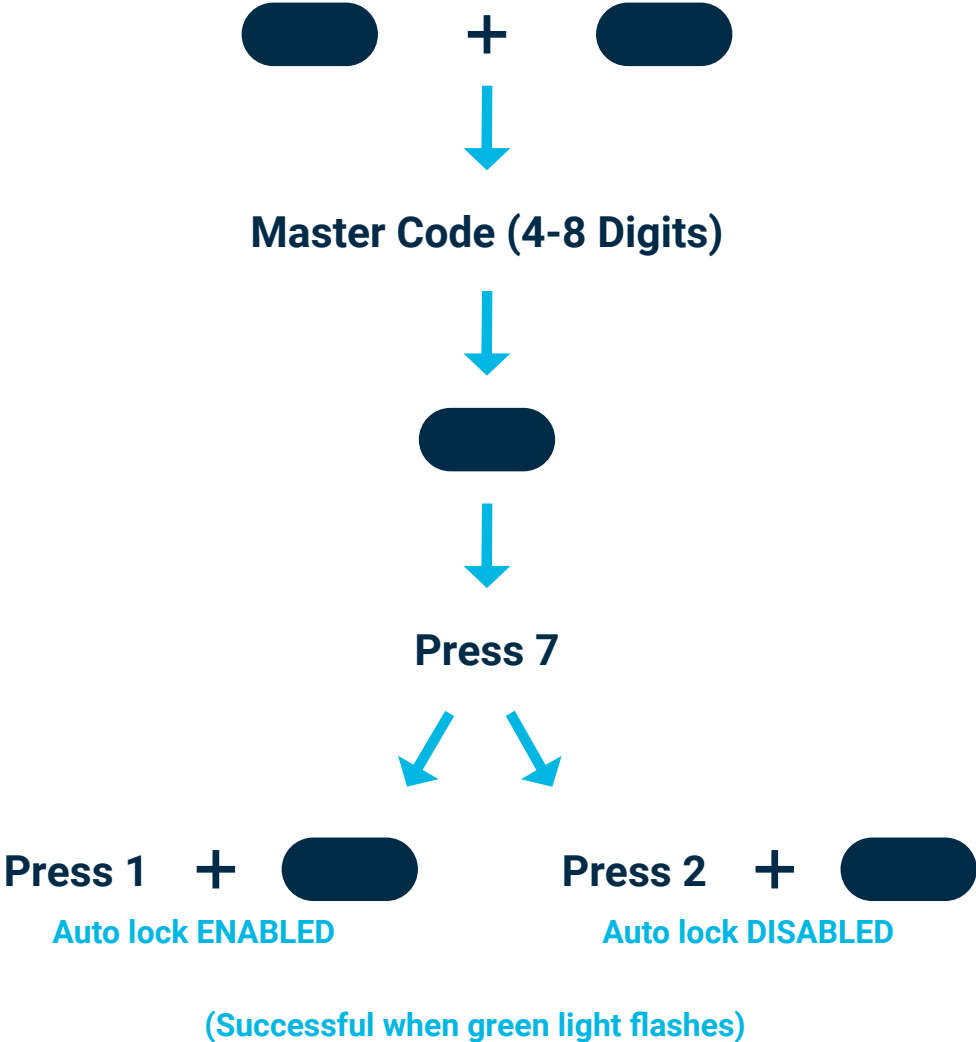


Unwanted User Code + 

(Successful when green light flashes)



(Successful when green light flashes)



SETTING AUTO LOCK TIME DELAY



Master Code (4-8 Digits)



Press 0



Enter New Duration Time (5-99s) + 

(Successful when green light flashes)



Master Code (4-8 Digits)



Press 9



(Successful when green light flashes)



Master Code (4-8 Digits)



Press 8



Vacation mode enabled when green light flashes

(When vacation mode is on, only the master code can be used to unlock the door. This mode will automatically be disabled after unlocking.)