



# STANDARD AND HIGH SECURITY CYLINDERS, CORES AND KEYING

## ARCHITECTURAL SUBMITTAL SHEET



**KEY IN KNOB**




**SFL/SFIC**



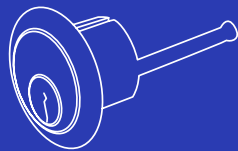
**LFL/LFIC**



**CAMS**




**HIGH SECURITY CYLINDER**




**RIM CYLINDER**



**MORTISE CYLINDER**



**HOUSINGS**



**KEYING SYSTEMS**

- HIGH SECURITY CYLINDERS AND CORES
- CYLINDERS
- INTERCHANGEABLE CORES, HOUSINGS AND CAMS
- KEYING SYSTEMS
- PARTS



# HIGH SECURITY CYLINDERS AND CORES

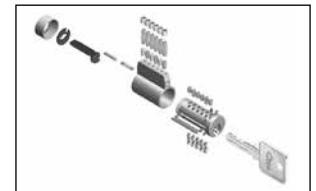
## ARCHITECTURAL SUBMITTAL SHEET

### CYLINDERS

| DESCRIPTION                                    | PDQ NO. | 626 | 605 | 613 |
|--|---------|-----|-----|-----|
| 6 Pin Key in Knob/Lever Cylinder KD/KA         | HSC125  | •   | •   | —   |
| Mortise/Rim Combo Cylinder 1-1/8" 6 Pin KD/KA  | HSC020  | •   | •   | •   |
| Mortise Cylinder 1 1/4" 6 Pin KD/KA            | HSC030  | •   | •   | •   |
| Mortise Cylinder 1 1/2" 6 Pin KD/KA            | HSC050  | •   | —   | —   |
| UL 437 6 Pin Key in Knob/Lever Cylinder KD/KA  | HSC425  | •   | •   | —   |
| UL 437 Mortise Rim Combo Cylinder 1-1/8" KD/KA | HSC320  | •   | •   | •   |
| UL 437 Mortise Cylinder 1-1/4" KD/KA           | HSC330  | •   | •   | •   |

**NOTES:**

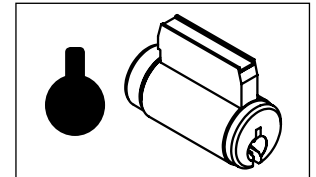
- Specify finish when ordering IC Housing & Cores
- High Security Cylinders not available "0" bitted.
- Key blanks for High Security Cylinders not available.



High Security Cylinder

### KEYING SYSTEMS

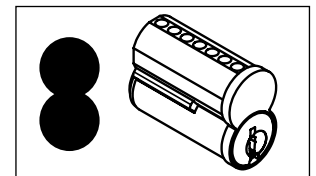
| DESCRIPTION                        | PDQ NO. | 626 |
|------------------------------------|---------|-----|
| Cut Key, 6 pin                     | HSC065  | •   |
| SFIC Cut Key, IC 7 pin             | HSC874  |     |
| LFIC Control Cut Key, IC 6 pin, TA | HSC965  |     |



Key in Knob/Lever Cylinder

### CORES

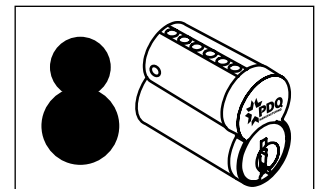
| DESCRIPTION                              | PDQ NO. | 626 |
|--|---------|-----|
| SFIC Cylinder, 7 Pin                     | HSC806  | •   |
| SFIC Cylinder, 7 Pin                     | HSC807  | •   |
| LFIC Cylinder Schlage® compatible, 6 Pin | HSC906  | •   |



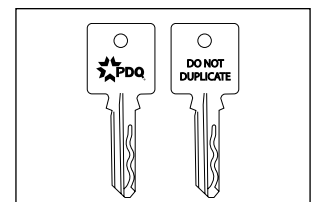
SFL/SFIC Core

### HIGH SECURITY CAMS

| DESCRIPTION             | PDQ NO.  | 626 |
|-------------------------|----------|-----|
| Adams Rite Type Cam     | HSCCAM1  | •   |
| Yale Type Cam           | HSCCAM2  |     |
| Yale Narrow Type Cam    | HSCCAM2A |     |
| Russwin Type Cam        | HSCCAM3  |     |
| Falcon Type Cam         | HSCCAM4  |     |
| Schlage Type Cam        | HSCCAM7  |     |
| Sargent Offset Type Cam | HSCCAM8  |     |
| PDQ Cam                 | HSCCAM3  |     |



LFL/LFIC Core



Key Blank



## ARCHITECTURAL SUBMITTAL SHEET

### CONVENTIONAL KEY IN KNOB/LEVER CYLINDERS



| KEYWAY                     | CODE          | 606        | 626        |
|----------------------------|---------------|------------|------------|
| <b>PDQ TA (Restricted)</b> | <b>TA</b>     | V90504-844 | V90504-744 |
| Arrow AR1                  | AR1           | V90504-830 | V90504-730 |
| Corbin 59A1                | C059A1        | V90504-829 | V90504-729 |
| Corbin 60                  | C06           | V90504-819 | V90504-719 |
| Corbin L4                  | CL4           | V90504-822 | V90504-722 |
| Falcon E-R                 | FAL           | V90504-833 | V90504-733 |
| Kwikset                    | KW            | V90504-850 | V90504-750 |
| Ruswin 981                 | RUD981        | V90504-821 | V90504-721 |
| Ruswin D1                  | RUD           | V90504-820 | V90504-720 |
| Sargent LA                 | SAL           | V90504-805 | V90504-705 |
| Sargent RA-RC              | RA-RC         | V90504-806 | V90504-706 |
| Schlage C (Default)        | SCC (Default) | V4802-8    | V4802-7    |
| Schlage C-K                | SCC-K         | V90504-818 | V90504-718 |
| Schlage E                  | SCE           | V90504-817 | V90504-717 |
| Yale E1R                   | YA8           | V90504-831 | V90504-731 |
| Yale GA                    | GA            | V90504-835 | V90504-735 |

**NOTES:**

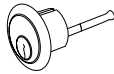
- Specify finish for cylinders
- Specify KD, KA4, or 1 bitting
- 6 pin cylinder keyed for 5 pin
- Specify lock series.  
Example: GT, SD, etc.



# CYLINDERS

## ARCHITECTURAL SUBMITTAL SHEET

### RIM CYLINDERS



| KEYWAY                     | CODE          | 605         | 606         | 612         | 613         | 625         | 626         |
|----------------------------|---------------|-------------|-------------|-------------|-------------|-------------|-------------|
| <b>PDQ TA (Restricted)</b> | <b>TA</b>     | I01705-6044 | I01708-6044 | I01703-6044 | I01706-6044 | I01702-6044 | I01707-6044 |
| Arrow AR1                  | AR1           | I01705-6030 | I01708-6030 | I01703-6030 | I01706-6030 | I01702-6030 | I01707-6030 |
| Corbin 59A1                | CO59A1        | I01705-6029 | I01708-6029 | I01703-6029 | I01706-6029 | I01702-6029 | I01707-6029 |
| Corbin 60                  | CO6           | I01705-6019 | I01708-6019 | I01703-6019 | I01706-6019 | I01702-6019 | I01707-6019 |
| Corbin L4                  | CL4           | I01705-6022 | I01708-6022 | I01703-6022 | I01706-6022 | I01702-6022 | I01707-6022 |
| Falcon E-R                 | FAL           | I01705-6033 | I01708-6033 | I01703-6033 | I01706-6033 | I01702-6033 | I01707-6033 |
| Kwikset                    | KW            | I01705-6050 | I01708-6050 | I01703-6050 | I01706-6050 | I01702-6050 | I01707-6050 |
| Ruswin 981                 | RUD981        | I01705-6021 | I01708-6021 | I01703-6021 | I01706-6021 | I01702-6021 | I01707-6021 |
| Ruswin D1                  | RUD           | I01705-6020 | I01708-6020 | I01703-6020 | I01706-6020 | I01702-6020 | I01707-6020 |
| Sargent LA                 | SAL           | I01705-605  | I01708-605  | I01703-605  | I01706-605  | I01702-605  | I01707-605  |
| Sargent RA-RC              | RA-RC         | I01705-606  | I01708-606  | I01703-606  | I01706-606  | I01702-606  | I01707-606  |
| Schlage C (Default)        | SCC (Default) | I01705-6016 | I01708-6016 | I01703-6016 | I01706-6016 | I01702-6016 | I01707-6016 |
| Schlage C-K                | SCC-K         | I01705-6018 | I01708-6018 | I01703-6018 | I01706-6018 | I01702-6018 | I01707-6018 |
| Schlage E                  | SCE           | I01705-6018 | I01708-6017 | I01703-6017 | I01706-6017 | I01702-6017 | I01707-6017 |
| Yale E1R                   | YA8           | I01705-6031 | I01708-6031 | I01703-6031 | I01706-6031 | I01702-6031 | I01707-6031 |
| Yale GA                    | GA            | I01705-6035 | I01708-6035 | I01703-6035 | I01706-6035 | I01702-6035 | I01707-6035 |
| -----                      | Dummy         | I01705-60D  | I01708-60D  | I01703-60D  | I01706-60D  | I01702-60D  | I01707-60D  |



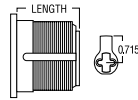
# CYLINDERS

## ARCHITECTURAL SUBMITTAL SHEET

### MORTISE CYLINDERS



LENGTH INCLUDES CAM



| KEYWAY  | PDQ KEYWAY                            | CYLINDER LENGTH | 605         | 606         | 612         | 613         | 625         | 626         | 630 |
|---|---------------------------------------|-----------------|-------------|-------------|-------------|-------------|-------------|-------------|-----|
| Arrow AR1   | AR1                                   | 15/16"          | I01605-7030 | I01608-7030 | I01603-7030 | I01606-7030 | I01602-7030 | I01601-7030 | —   |
|   |                                       | 1-1/8"          | I01605-7130 | I01608-7130 | I01603-7130 | I01606-7130 | I01602-7130 | I01601-7130 | —   |
|   |                                       | 1-1/4"          | I01605-7230 | I01608-7230 | I01603-7230 | I01606-7230 | I01602-7230 | I01601-7230 | —   |
| Corbin 59A1   | C59A1                                 | 15/16"          | I01605-7029 | I01608-7029 | I01603-7029 | I01606-7029 | I01602-7029 | I01601-7029 | —   |
|   |                                       | 1-1/8"          | I01605-7129 | I01608-7129 | I01603-7129 | I01606-7129 | I01602-7129 | I01601-7129 | —   |
|   |                                       | 1-1/4"          | I01605-7229 | I01608-7229 | I01603-7229 | I01606-7229 | I01602-7229 | I01601-7229 | —   |
| Corbin 60   | C06                                   | 15/16"          | I01605-7019 | I01608-7019 | I01603-7019 | I01606-7019 | I01602-7019 | I01601-7019 | —   |
|   |                                       | 1-1/8"          | I01605-7119 | I01608-7119 | I01603-7119 | I01606-7119 | I01602-7119 | I01601-7119 | —   |
|   |                                       | 1-1/4"          | I01605-7219 | I01608-7219 | I01603-7219 | I01606-7219 | I01602-7219 | I01601-7219 | —   |
| Corbin L4   | CL4                                   | 15/16"          | I01605-7022 | I01608-7022 | I01603-7022 | I01606-7022 | I01602-7022 | I01601-7022 | —   |
|   |                                       | 1-1/8"          | I01605-7122 | I01608-7122 | I01603-7122 | I01606-7122 | I01602-7122 | I01601-7122 | —   |
|   |                                       | 1-1/4"          | I01605-7222 | I01608-7222 | I01603-7222 | I01606-7222 | I01602-7222 | I01601-7222 | —   |
| Russwin D1  | RUD                                   | 15/16"          | I01605-7020 | I01608-7020 | I01603-7020 | I01606-7020 | I01602-7020 | I01601-7020 | —   |
|   |                                       | 1-1/8"          | I01605-7120 | I01608-7120 | I01603-7120 | I01606-7120 | I01602-7120 | I01601-7120 | —   |
|   |                                       | 1-1/4"          | I01605-7220 | I01608-7220 | I01603-7220 | I01606-7220 | I01602-7220 | I01601-7220 | —   |
| Russwin 981   | RUD981                                | 15/16"          | I01605-7021 | I01608-7021 | I01603-7021 | I01606-7021 | I01602-7021 | I01601-7021 | —   |
|   |                                       | 1-1/8"          | I01605-7121 | I01608-7121 | I01603-7121 | I01606-7121 | I01602-7121 | I01601-7121 | —   |
|   |                                       | 1-1/4"          | I01605-7221 | I01608-7221 | I01603-7221 | I01606-7221 | I01602-7221 | I01601-7221 | —   |
| Schlage E   | SCE                                   | 15/16"          | I01605-7017 | I01608-7017 | I01603-7017 | I01606-7017 | I01602-7017 | I01601-7017 | —   |
|   |                                       | 1-1/8"          | I01605-7117 | I01608-7117 | I01603-7117 | I01606-7117 | I01602-7117 | I01601-7117 | —   |
|   |                                       | 1-1/4"          | I01605-7217 | I01608-7217 | I01603-7217 | I01606-7217 | I01602-7217 | I01601-7217 | —   |
| Schlage C   | SCC                                   | 15/16"          | I01605-7016 | I01608-7016 | I01603-7016 | I01606-7016 | I01602-7016 | I01601-7016 | —   |
|   |                                       | 1-1/8"          | I01605-7116 | I01608-7116 | I01603-7116 | I01606-7116 | I01602-7116 | I01601-7116 | —   |
|   |                                       | 1-1/4"          | I01605-7216 | I01608-7216 | I01603-7216 | I01606-7216 | I01602-7216 | I01601-7216 | —   |
|   |                                       | 1-1/2"          | I01605-7316 | I01608-7316 | I01603-7316 | I01606-7316 | I01602-7316 | I01601-7316 | —   |
| Schlage C-K   | SCC-K                                 | 15/16"          | I01605-7018 | I01608-7018 | I01603-7018 | I01606-7018 | I01602-7018 | I01601-7018 | —   |
|   |                                       | 1-1/8"          | I01605-7118 | I01608-7118 | I01603-7118 | I01606-7118 | I01602-7118 | I01601-7118 | —   |
|   |                                       | 1-1/4"          | —           | I01608-7218 | I01603-7218 | I01606-7218 | I01602-7218 | I01601-7218 | —   |
| Sargent LA  | SAL                                   | 15/16"          | I01605-705  | I01608-705  | I01603-705  | I01606-705  | I01602-705  | I01601-705  | —   |
|   |                                       | 1-1/8"          | I01605-715  | I01608-715  | I01603-715  | I01606-715  | I01602-715  | I01601-715  | —   |
|   |                                       | 1-1/4"          | I01605-725  | I01608-725  | I01603-725  | I01606-725  | I01602-725  | I01601-725  | —   |
| Sargent RA-RC   | RA-RC                                 | 15/16"          | I01605-706  | I01608-706  | I01603-706  | I01606-706  | I01602-706  | I01601-706  | —   |
|   |                                       | 1-1/8"          | I01605-716  | I01608-716  | I01603-716  | I01606-716  | I01602-716  | I01601-716  | —   |
|   |                                       | 1-1/4"          | I01605-726  | I01608-726  | I01603-726  | I01606-726  | I01602-726  | I01601-726  | —   |
| Yale E1R  | YA8                                   | 15/16"          | I01605-7031 | I01608-7031 | I01603-7031 | I01606-7031 | I01602-7031 | I01601-7031 | —   |
|   |                                       | 1-1/8"          | I01605-7131 | I01608-7131 | I01603-7131 | I01606-7131 | I01602-7131 | I01601-7131 | —   |
|   |                                       | 1-1/4"          | I01605-7231 | I01608-7231 | I01603-7231 | I01606-7231 | I01602-7231 | I01601-7231 | —   |
| Yale GA   | GA                                    | 15/16"          | I01605-7035 | I01608-7035 | I01603-7035 | I01606-7035 | I01602-7035 | I01601-7035 | —   |
|   |                                       | 1-1/8"          | I01605-7135 | I01608-7135 | I01603-7135 | I01606-7135 | I01602-7135 | I01601-7135 | —   |
|   |                                       | 1-1/4"          | I01605-7235 | I01608-7235 | I01603-7235 | I01606-7235 | I01602-7235 | I01601-7235 | —   |
| Falcon E-R  | FAL                                   | 15/16"          | I01605-7033 | I01608-7033 | I01603-7033 | I01606-7033 | I01602-7033 | I01601-7033 | —   |
|   |                                       | 1-1/8"          | I01605-7133 | I01608-7133 | I01603-7133 | I01606-7133 | I01602-7133 | I01601-7133 | —   |
|   |                                       | 1-1/4"          | I01605-7233 | I01608-7233 | I01603-7233 | I01606-7233 | I01602-7233 | I01601-7233 | —   |
| Kwikset   | KW                                    | 15/16"          | I01605-7050 | I01608-7050 | I01603-7050 | I01606-7050 | I01602-7050 | I01601-7050 | —   |
|   |                                       | 1-1/8"          | I01605-7150 | I01608-7150 | I01603-7151 | I01606-7150 | I01602-7150 | I01601-7150 | —   |
|   |                                       | 1-1/4"          | I01605-7250 | I01608-7250 | I01603-7250 | I01606-7250 | I01602-7250 | I01601-7250 | —   |
| PDQ TA (Restricted. Limited to Grandmaster systems w/4 masters) | TA                                    | 15/16"          | I01605-7044 | I01608-7044 | I01603-7044 | I01606-7044 | I01602-7044 | I01601-7044 | —   |
|   |                                       | 1-1/8"          | I01605-7144 | I01608-7144 | I01603-7144 | I01606-7144 | I01602-7144 | I01601-7144 | —   |
|   |                                       | 1-1/4"          | I01605-7244 | I01608-7244 | I01603-7244 | I01606-7244 | I01602-7244 | I01601-7244 | —   |
| —   | Dummy                                 | 1"              | I01605-70D  | I01608-70D  | I01603-70D  | I01606-70D  | I01602-70D  | I01601-70D  | —   |
|   |                                       | 1-1/8"          | I01605-71D  | I01608-71D  | I01603-71D  | I01606-71D  | I01602-71D  | I01601-71D  | —   |
|   |                                       | 1-1/4"          | I01605-72D  | I01608-72D  | I01603-72D  | I01606-72D  | I01602-72D  | I01601-72D  | —   |
| —   | T-Turn                                | 15/16"          | —           | —           | —           | —           | —           | —           | —   |
|   |                                       | 1-1/8"          | I12605      | I12608      | I12603      | I12606      | I12602      | I12607      | —   |
|   |                                       | 1-1/4"          | I22605      | I22608      | I22603      | I22606      | I22602      | I22607      | —   |
| —   | T-Turn, Right Hand, Function MJ134 RH | 1-1/4"          | —           | —           | —           | —           | —           | MJ522-01    |     |
| —   | T-Turn, Left Hand Function MJ134 LH   | 1-1/4"          | —           | —           | —           | —           | —           | MJ523-01    |     |





# INTERCHANGEABLE CORES AND HOUSINGS

## ARCHITECTURAL SUBMITTAL SHEET

### INTERCHANGEABLE CORES



| CORE TYPE                              | KEYWAY   | PDQ KEYWAY  | PINS                      | 606                          | 626                          |
|--|--|---|---------------------------|------------------------------|------------------------------|
| Small Format (SFIC) BEST Compatible    | <b>UNCOMBINED</b>  |   |                           |                              |                              |
|  | Best A (Default), B, C, D, E, F, G, H, J, K, L, M, Q, R, WA, WB, WG, WH, TB, TD, TE, R | A (Default), B, C, D, E, F, G, H, J, K, L, M, Q, R, WA, WB, WG, WH, TB, TD, TE, R | 6                         | I5206 - 8 - Specify Keyway   | I5206 - 7 - Specify Keyway   |
|  |  |   | 7                         | I5207 - 8 - Specify Keyway   | I5207 - 7 - Specify Keyway   |
|  | <b>COMBINED</b>  |   |                           |                              |                              |
|  | Best A (Default), B, C, D, E, F, G, H, J, K, L, M, Q, R, WA, WB, WG, WH, TB, TD, TE, R | A (Default), B, C, D, E, F, G, H, J, K, L, M, Q, R, WA, WB, WG, WH, TB, TD, TE, R | 6                         | I5206 - 8-1 - Specify Keyway | I5206 - 7-1 - Specify Keyway |
|  |  |   | 7                         | I5207 - 8-1 - Specify Keyway | I5207 - 7-1 - Specify Keyway |
|  | PDQ Exclusive  | PDQ 1   | 6                         | I5206 - 8 - 41               | I5206 - 7 - 41               |
|  |  |   | 7                         | I5207 - 8 - 41               | I5207 - 7 - 41               |
|  |  | PDQ 2   | 6                         | I5206 - 8 - 42               | I5206 - 7 - 42               |
|  |  |   | 7                         | I5207 - 8 - 42               | I5207 - 7 - 42               |
| PDQ Exclusive and Restricted           | PDQ 3  | 6   | I5206 - 8 - 43            | I5206 - 7 - 43               |                              |
|  |  | 7   | I5207 - 8 - 43            | I5207 - 7 - 43               |                              |
| Large Format (LFIC) Schlage Compatible | <b>UNCOMBINED</b>  |   |                           |                              |                              |
|  | Schlage C (Default)  | SCC (Default)   | 6                         | I5206-8-16                   | I5206-7-16                   |
|  | <b>COMBINED</b>  |   |                           |                              |                              |
| Schlage C (Default)                    | SCC (Default)  | 6   | I5206-8-116               | I5206-7-116                  |                              |
| PDQ Restricted                         | TA   | —   | See High Security Section |                              |                              |
| Construction Cores <sup>1</sup>        | Small Format <sup>2</sup> (BEST Compatible)  | —   | 6 only                    | I5206                        | I5206                        |
|  | Dummy, Plastic   | —   | —                         | I13520                       | I13520                       |
|  | Large Format (Schlage Compatible)  | —   | —                         | I5206LFIC                    | I5206LFIC                    |
|  | I-C Tailpiece and Spacer   | —   | —                         | VP92905                      | VP92905                      |

Notes 1: No finish designation required. 2: Available in "L" keyway only.

### HOUSINGS



| DESCRIPTION  | PDQ NO.                           |
|--|-----------------------------------|
| SFIC Mortise Cylinder Housing 6-pin 1-1/4", BEST® compatible                         | I5306-(specify finish)            |
| SFIC Mortise Cylinder Housing 7-pin 1-3/8", BEST® compatible                         | I5307-(specify finish)            |
| SFIC Mortise Cylinder Housing (for both 6-pin/7-pin cores), 1-1/2", BEST® compatible | I5317-(specify finish)            |
| SFIC Mortise Cylinder Tapered 6-pin 1/2", BEST® compatible                           | I53013-067 (specify US3 or 26D)   |
| SFIC Mortise Cylinder Tapered 7-pin 1/2", BEST® compatible                           | I53013-077 (specify US10B or 26D) |
| SFIC Rim Cylinder Housing (for both 6-pin/7-pin cores)                               | I5308-(specify finish)            |
| LFIC Mortise Housing, Schlage® compatible  | I5304-(specify finish)            |
| LFIC Rim Housing, Schlage® compatible  | I5303-(specify finish)            |











# INTERCHANGEABLE CORES, HOUSINGS AND CAMS

## ARCHITECTURAL SUBMITTAL SHEET

### CAMS

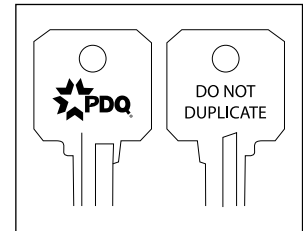
| CAM LAYOUT  | DESCRIPTION            | WHERE USED   | CONVENTIONAL MORTISE CYLINDER | SMALL FORMAT HOUSING | LARGE FORMAT HOUSING |
|---|------------------------|--|-------------------------------|----------------------|----------------------|
|    | Adams Rite AR Cam      | KT Series Deadbolts                                | I127-4205                     | I54011               | I54211               |
|    | PDQ MR Cam             | MR Series Mortise Locks                            | I127-4201                     | I54061               | I54261               |
|    | Straight Cam           | 6 EW Series Wide Stile Escutcheon Exit Device Trim | I127-4202                     | I54031               | I54231               |
|   | Schlage Cloverleaf Cam |  | I127-4209                     | I54051               | I54221               |
|  | Sargent Std Cam        |  | I127-4204                     | I54041               | N/A                  |
|  | Lockwood               |  | I127-4203                     | I54021               | N/A                  |



# KEYING SYSTEMS

## ARCHITECTURAL SUBMITTAL SHEET

| CODE           | KEYING SYSTEMS  |
|----------------|---|
| <b>KD</b>      | Keyed Random  |
| <b>OB</b>      | 0-Bitted with 2 blank keys (For quality control purposes, PDQ "0" bit cylinders are actually keyed to a 1 bit and a 1 bit key is sent to open cylinders.)   |
| <b>KA2</b>     | Keyed Alike, 2 or less (KA2)  |
| <b>KA4</b>     | Keyed Alike, 3-4 (KA3 or KA4)   |
| <b>KA</b>      | Keyed Alike, 5 or More (KA5)  |
| <b>MK</b>      | Master Keyed  |
| <b>CMK</b>     | Construction Master Keyed   |
| <b>KE</b>      | Master Keyed to Existing Bittings:  |
| CODE           | MASTER KEY SERVICES   |
|                | Number of Bittings  |
| <b>B100</b>    | 1-100   |
| <b>B300</b>    | 101-300   |
| <b>B1000</b>   | 301-1000  |
| <b>B2000</b>   | 1001- 2000  |
| <b>B5000</b>   | 2001- 5000  |
|                | Master Key Service is a custom master key system that is provided with the purchase of complete PDQ manufactured locks and locking devices. A master key service charge will be assessed for any order that includes only PDQ cylinders or cores for use on non-PDQ locks or locking devices. |
| <b>BL</b>      | Bitting List for Factory Master Key Production  |
| CODE           | VISUAL KEY CONTROL  |
| <b>VKC-KEY</b> | Visual Key Control - Key Stamping   |
| <b>VKC-CYL</b> | Visual Key Control - Cylinder Stamping  |
| <b>VKC-COR</b> | Visual Key Control - Core Stamping  |
| CODE           | MASTER/CONTROL/CHANGE KEY CUT   |
| <b>MKC</b>     | Master Key  |
| <b>GMKC</b>    | Grand Master Key  |
| <b>GGMKC</b>   | Grand Grand Master Key  |
| <b>CMKC</b>    | Construction Master Key   |
| <b>CTLK</b>    | Control Key   |
| <b>CKC</b>     | Change Key  |



Visual Key Control




## ARCHITECTURAL SUBMITTAL SHEET

### KEY BLANKS (50 PIECE MINIMUM ORDER)

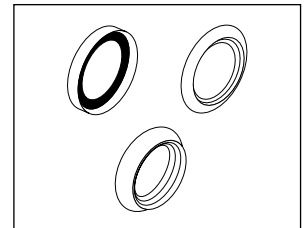
| PDQ KEYWAY   | COMPATIBLE WITH  |
|--|--|
| ARA  | Arrow / AR1  |
| CO59A1   | Corbin 59A1  |
| CO6  | Corbin / 60  |
| CL4  | Corbin / L4  |
| RUD  | Russwin / D1   |
| SCC  | Schlage / C  |
| SCE  | Schlage / E  |
| SAL  | Sargent / LA   |
| SAS  | Sargent / SAS  |
| RA-RC  | Sargent / RA-RC  |
| YA8  | Yale / E11   |
| GA   | Yale / GA  |
| FAL  | Falcon / E-R   |
| KW   | Kwikset / KW   |
| Segal  | Segal  |
| <b>TA</b>  | <b>PDQ / TA (Restricted. Limited to Grandmaster systems w/4 sub masters)</b> |
| Large Bow Key  | SCC  |
| Large Bow Key  | SCE  |
| <b>INTERCHANGEABLE CORE KEY BLANKS</b>   |  |
| Best Keyways: A, B, C, D, E, F, G, H, J, K, L, M, Q, WA, WB, WC, WD, WG, WH, TB, TD, TE, R, DD |  |
| IC Keyblank Stamped "U.S. Govt". Min order qty: 50ea   |  |

**NOTES:**

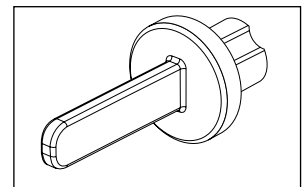
- Specify finish when ordering miscellaneous parts
- Kwikset cylinder available in 5 pin only



6 Pin Key Blank / 5 Pin Key Blank



Collars



LFIC & SFIC Tailpieces

### MISCELLANEOUS PARTS

| DESCRIPTION   | PDQ NO.          |
|---|------------------|
| 1-1/4" x 4-7/8" ANSI Dust Box (Specified with Lock)     | Y025-SBX         |
| 1-1/4" x 4-7/8" ANSI Dust Box                           | Y025-SBX         |
| T-Strike Dust Box (Specified with Lock)                 | I0251            |
| T-Strike Dust Box                                       | I0251            |
| FL-Strike Dust Box (Specified with Lock)                | I0251R           |
| FL-Strike Dust Box                                      | I0251R           |
| 1-1/8" x 2-3/4" Deadbolt Dust Box                       | I4701            |
| IC Tailpiece assembly includes tailpiece and spacer     | VP92905          |
| GP Screw pack (any finish) / GT Screw pack (any finish) | V91910 / VA10030 |
| 1-1/8" Latch Front Filler Plate (Minimum of 100 pieces) | I099-100         |
| <b>COLLARS AND BLOCKING RINGS</b>                       |                  |
| Rim Cylinder Ring                                       | I5502            |
| Mortise Cylinder Ring Step 5/32"                        | I5501            |
| Blocking Ring 1/8"                                      | I55121           |
| Blocking Ring 5/32"                                     | I034             |
| Blocking Ring 1/4"                                      | I55012           |
| Vandal Collar 11/16"                                    | I5504            |
| Vandal Collar 13/16"                                    | I5503            |

\*Works with both GP and GT, SX, SA and SD latches. (Grade 1 latches requires removal of breakaway center)