



GP Series

Heavy Duty Cylindrical Lock Grade 2

GP SERIES

Grade 2 Heavy-Duty Cylindrical Locks

Features

- 10 Mechanical Functions
- Smashes BHMA Abusive Lever Torque Test Standard
- Retrofits All Major Competitor Door Preps
- 3 Backset Options
- Assembled in the U.S.A.
- Versatile – Trim Matches PDQ Grade 1 XGT and GT Cylindrical Locks



Typical Applications

- Assisted Living
- Federal Government
- State and Local Government
- Healthcare
- Hospitality
- Higher Education
- K-12 Education
- Industrial
- Multi-Family
- Office
- Retail
- Religious

Specifications



| | |
|---|--|
| FOR DOORS: | • 1-3/8" to 1-3/4" thick • Preset for 1-3/4" door |
| APPLICATION: | • Through door thru-bolting • Fits 160 and 161 Door prep |
| BACKSET: | • 2-3/4" standard • 2-3/8", 5" optional |
| CHASSIS: | • Heavy duty diecast, investment cast, cold rolled steel, stainless steel mechanism |
| FRONT: | • 2-1/4" x 1-1/8" or 2-1/4" x 1" • Stainless Steel or Wrought Brass • Beveled 1/8" on 2" |
| STRIKE: | • ASA standard • Stainless Steel or Wrought Brass • T-Strike or Full Lip Strike optional |
| LEVERS: | • Philadelphia, Boston, Miami |
| ROSE: | • 3-3/8" DIA Wrought |
| LATCHBOLT: | • 1/2" Throw |
| HAND: | • Non-handed |
| TRIM: | • Solid diecast PHL, BSN or MIA Levers • 65° Lever Rotation • Wrought Brass Roses • Concealed Screws |
| KEYS: | • Two (2) per Lock |
| KEYWAYS: | • SCC standard (Schlage C Compatible) • Compatible with Best, Falcon and Arrow small format IC cores |
| INTERCHANGEABLE CORE: | • Available for all keyed functions • Large Format IC Core available for PHL Lever ONLY. For other lever shapes, contact PDQ Customer Service. • 6 or 7-pin • Compatible with Best, Falcon & Arrow |
| CYLINDER: | • 6-pin Brass Insert Cylinder keyed to 5-pins • Standard High Security and UL437 Cylinders Available |
| KEYING: | • Options: MK, CMK or GMK • Zero Bitted (KO), Keyed Different (KD) or Keyed Alike (KA) Can be keyed into existing master key systems |
| FINISHES: | • 605 (US3), 606 (US4), 612 (US10), 613 (US10B), 622 (US19), 625 (US26), 626 (US26D) • Optional Antimicrobial Coating Not available with 605 or 625 finish |
| CERTIFICATIONS, LISTINGS, COMPLIANCES: | • UL listed for 3 hrs, for single doors up to 4'0" x 8'0" • Certified to ANSI/BHMA 156.2, Grade 2 • Complies with ADA (Americans with Disabilities Act) and ICC/ANSI 117.1 for Accessible and Usable Buildings |
| WARRANTY: | • Eight (8) Year Limited Warranty |
| COUNTRY OF ORIGIN: | • Assembled in the U.S.A. with U.S. and foreign material. • Meets requirements of the Buy American Act as a COTS product manufactured in the United States. |

‡ Available with antimicrobial coating, technology that is known to inhibit the growth of microbes.

Cylinders

PDQ cylinders and plugs are designed to interface with the keyways of most major lock manufacturers. Insert cylinders are designed to accept 6 pins and are combined for 5 pins. These cylinders are shipped with two keys. Interchangeable core cylinders are available combined or uncombined for 6 and 7 pins and must be specified when ordering. Available in two finishes — US4(606) and US26D(626); specify when ordering separately.

Interchangeable core cylinder

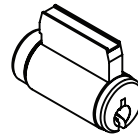


Standard insert cylinder for 1-3/8" to 1-3/4" doors

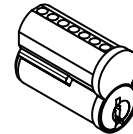


High Security Cores

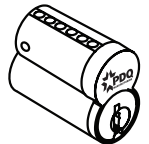
Also available w/a patented high security keyway in Standard, SFIC and LFIC configurations. (LFIC requires Large Format Lever)



Combination Core



IC Core



LFIC Core

Strikes

All PDQ series locks are reversible and shipped with screws. Specify required strike when ordering by defining door frame.

"T" Strike Square Corners*
1-1/8" x 2-3/4"
x 3/32"



"ASA" Strike*
1-1/4" x 4-7/8"
x 3/32"



"Full Lip" Strike*
1-5/8" x 2-1/4"
x 3/32"



*Not to scale

Options

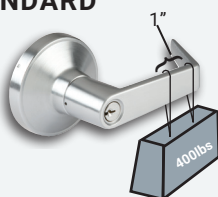
- Tactile Abrasive Coating — Inside, Outside or Both Sides
- Split Finishes
- Lead-Lined Rose
- Dust Box
- Antimicrobial Coating
- Electric Strike (UL Listed)

What Makes a Great Lock

Strength Test — Torque on Locked Lever


BHMA STANDARD

400
in-lbf



GP SERIES

1,500
in-lbf



OVER 3X
BHMA STANDARD

Durability Test — Cycles of Opening and Closing

1 Million
Cycles

= BHMA
STANDARD

GP SERIES =

1 Million
Cycles

Suggested Architectural Specifications

Lockset will be GP Series from PDQ Industries, Inc., Lancaster, Pennsylvania, assembled in the U.S.A., with a eight-year manufacturer's limited warranty, and be certified to ANSI/BHMA A156.2-2003, Series 4000, Grade 2. Windstorm Resistant Product Listed - ANSI A250.13-2003, ASTM E1886-02, ASTM E330-02. Outswing: 350 ft-lbs., Inswing: N/R, Design Load Rating: 685 lbf. Locksets shall be listed by U.L./U.L.C. for ratings of "A" (3 hours) label and less, for single doors up to 4'0" x 8'0". U.L. 10C/UBC 7-2 (1997) Positive Pressure Rated and U.L. 10B Neutral Pressure Rated. Levers

to be solid cast, with no plastic inserts, minimum 5-1/2" in overall length with supportive spring power totally independent of chassis or latch unit. Lockset to be fully adjustable for 1-3/8" to 1-3/4" doors. Positive lever stop is to be totally independent of chassis or latch mechanism. Lockset fasteners to be concealed with through-the-door through-bolt attachment outside the 2-1/8" door prep, exceeds 1600 in lbs. of torque resistance.

Cross Reference

| ANSI # / FUNCTION | PDQ | ARROW | BEST | CORBIN | DORMA | FALCON | K2 | SARGENT | SCHLAGE | YALE |
|-------------------|--------|-------|------|--------|-------|--------|--------|---------|---------|--------|
| F75 PASSAGE | GP 126 | ML01 | 73K | CL3810 | CL710 | B101 | QCL230 | 7U15 | AL10 | 5301LN |
| F76 PRIVACY | GP 176 | ML02 | 73K | CL3820 | CL740 | B301 | QCL240 | 7U65 | AL40 | 5303LN |
| F82 ENTRY | GP 182 | NA | 73K | CL3861 | CL750 | B501 | NA | NA | AL50 | 5302LN |
| F109 ENTRANCE | GP 116 | ML11 | 73K | CL3851 | CL753 | B511 | QCL250 | 7G05 | AL53 | 5307LN |
| F84 CLASSROOM | GP 148 | ML17 | 73K | CL3855 | CL770 | B561 | QCL260 | 7G37 | AL70 | 5308LN |
| F86 STORE ROOM | GP 115 | ML12 | 73K | CL3857 | CL780 | B581 | QCL270 | 7G04 | AL80 | 5305LN |
| SINGLE DUMMY | GP 211 | ML08 | 73K | CL3850 | CL701 | B12 | QCL220 | 7U93 | AL170 | 5328LN |

Lever Comparison

| PDQ | ARROW | BEST | CORBIN | DORMA | FALCON | K2 | SARGENT | SCHLAGE | YALE |
|--------------------|-------|------|--------|-------|--------|-----|---------|---------|------|
| MIAMI – MIA | VR | 16 | AZD | LG | NA | SLA | B | JUP | MO |
| PHILADELPHIA – PHL | BRR | 15 | NZD | LR | D | PNN | L | SAT | AU |
| BOSTON – BSN | SR | 14 | PZD | LC | Q | PEA | P | NEP | PB |



Philadelphia






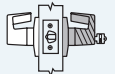
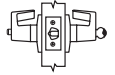
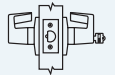

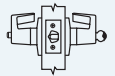


Boston



Miami

Information on this sheet is compiled from public documents and third parties. As a result, PDQ makes no guarantees as to their accuracy, content, quality or availability. Comparisons were made using the technical features only and are not commercial comparisons. Final suitability should be determined by a professional hardware consultant.

PDQ Functions

| FUNCTION | FUNCTION NUMBER | INSIDE OUTSIDE | DESCRIPTION | ANSI NUMBER |
|----------------------------|-----------------|---|--|-------------|
| NON KEYED | | | | |
| Communicating | GP125 |  | <ul style="list-style-type: none"> Latchbolt operated by inside lever Blank plate outside Minimum clearance of 1-1/2" between doors Frame depth 7-1/8" Deadlocking (guarded) latchbolt | — |
| Passage | GP126 |  | <ul style="list-style-type: none"> Latchbolt operated by lever from either side at all times | F75 |
| Privacy Bedroom Bathroom | GP176 |  | <ul style="list-style-type: none"> Latchbolt operated by lever from either side or emergency release in outside lever Outside lever locked by push button on inside Outside lever unlocked by emergency release from outside, rotating inside lever, or closing door | F76 |
| KEYED | | | | |
| Storeroom | GP115 |  | <ul style="list-style-type: none"> Latchbolt operated by inside lever or key in outside lever Outside lever always fixed | F86 |
| Entrance | GP116 |  | <ul style="list-style-type: none"> Latchbolt operated by lever from either side or key in outside lever Outside lever locked by push/turn button on inside When outside lever is locked by push button on inside – key from outside, or rotating inside lever unlocks outside lever When outside lever is locked by pushing and turning button on the inside, key from outside or rotating inside lever retracts latch but does not unlock outside lever | F109 |
| Classroom | GP148 |  | <ul style="list-style-type: none"> Latchbolt operated by lever from either side Outside lever locked by key from outside Outside lever unlocked by key from outside Inside lever always operates latch | F84 |
| Exit or Twin Communicating | GP150 |  | <ul style="list-style-type: none"> Latchbolt operated by inside lever Blank plate outside Inside lever locked by key inside Inside lever unlocked by key inside Minimum clearance of 1-1/2" between doors Use only in rooms with more than one exit Frame depth 7-1/8" | — |
| Entry | GP182 |  | <ul style="list-style-type: none"> Latchbolt operated by lever from either side or key in outside lever Outside lever locked by push button on inside Outside lever unlocked by key from outside, and rotating inside lever | F82 |
| DUMMY | | | | |
| Double Dummy | GP205 |  | <ul style="list-style-type: none"> Pull lever both sides No mechanical operation | — |
| Single Dummy | GP211 |  | <ul style="list-style-type: none"> Pull lever one side No mechanical operation | — |



INDICATES RIGID LEVER



SECURING CONFIDENCE OPENING POSSIBILITIES

Phone: 717.656.4281

Tech Support: 800.441.9692

Email: help@pdqlocks.com

Headquarters: 2230 Embassy Drive, Lancaster, PA
17603 P.O Box 6426, Lancaster, PA 17607

Regional Distribution Centers: Lancaster, PA | Norcross,
GA | Auburn, WA

Middle East Manufacturing: Dammam, Kingdom of
Saudi Arabia