



Deadbolts

KM, KT, KV Series


DEADBOLTS

KM, KT, KV SERIES BORED

Table of Contents

KT Series Bored Deadbolts	3-4
KM Series Bored Deadbolt	5-6
KV Series Bored Deadbolt	7-8
KV Series Bored Deadbolt With Privacy Indicators	9






KT Series (Extra Heavy Duty Commercial Grade)



Specifications

FOR DOORS:	• 1-3/4" thick standard, contact factory for other thicknesses
DOOR PREP:	• 2-1/8" DIA
BACKSET:	• 2-3/4" (Default) • 2-3/8" available
FRONT:	• 2-1/4" x 1-1/8" or 2-1/4" x 1" • Stainless Steel or Wrought Brass
STRIKE:	• 2-3/4" x 1-1/8" • Stainless Steel or Wrought Brass • Dust Box Included
DEADBOLT:	• 1" Throw • Brass Bolt containing two concealed 1/4" case-hardened Steel Roll Pins
HAND:	• Non-handed
TRIM:	• Wrought Brass Scalp • Reinforced Zinc Diecast Rose
KEYS:	• Two (2) per Lock
KEYWAYS:	• SCC standard (Schlage C Compatible) • Also available in keyways of other manufacturers
CYLINDER:	• 6-pin Brass Mortise Cylinder keyed to 5-pins, SFIC
KEYING:	• Options: MK, CMK or GMK • Zero Bitted (KO), Keyed Different (KD) or Keyed Alike (KA) • Can be keyed into existing master key systems
FINISHES:	• 605 (US3) - Bright Brass, 606 (US4) - Satin Brass, 613 (US10B) - Oil Rubbed Bronze, 625 (US26) - Bright Chrome or 626 (US26D) - Satin Chrome
WARRANTY:	• One (1) year Limited Warranty
LISTINGS:	• UL 10C listed, 3-hour fire rated as auxiliary locks for A label single doors • UL 10B listed for neutral pressure doors

PDQ Functions

FUNCTION	FUNCTION NUMBER	OUTSIDE INSIDE	DESCRIPTION	ANSI NUMBER
Entrance	116		• Lock or unlock by key from outside, by thumb turn from inside	E1151
Single Cylinder	121		• Lock or unlock by key from outside • Blank mortise cylinder on inside	E1161
Single Sided	125		• Deadbolt by inside thumb turn only • Blank mortise cylinder on outside	E11111
Double Cylinder	137		• Lock or unlock by key from both sides	E1141
Classroom	148		• Lock or unlock by key from outside • Turnpiece inside retracts deadbolt, but will not project it	E1171

How to Order

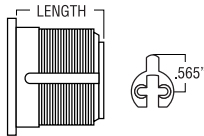
QUANTITY	SERIES	FUNCTION	FINISH	BACKSET	CYLINDER	KEYWAY	KEYING
10	KT	116	626	234	D	SCC	KD

NOTE: Case quantity is 10 / Case weight is 19 lbs. Single Cylinder / Case weight is 22 lbs. Double Cylinder / For split finishes, designate O/S trim first, then I/S

234 – 2-1/4" x 1-1/8" (Standard)
234R – 2-1/4" x 1-1/8" x 1/4" Radius
234D – Drive-in
238 – 2-1/4" x 1"
238R – 2-1/4" x 1" x 1/4" Radius
238D – Drive-in

D – Default
L – Less Cylinder

Cylinder Reference Guide



CONVENTIONAL MORTISE CYLINDER
LENGTH INCLUDES CAM

TYPE	LENGTH	PDQ CAM NUMBER
Conventional	1-1/8"	1127-4205

Keyways

CONVENTIONAL CYLINDER	
KEYWAY	PDQ KEYWAY DESIGNATOR
Schlage C (Default)	SCC
PDQ Restricted	TA
Arrow AR1	ARA
Corbin 59A1	CO59A1
Corbin 60	CO6
Corbin L4	CL4
Russwin D1	RUD
Russwin 981	RUD981
Schlage E	SCE
Schlage C	SCC
Schlage C-K	SCC-K
Sargent LA	SAL
Sargent RA-RC	RA-RC
Yale E1R	YA8
Yale GA	GA
Falcon E-R	FAL
Kwikset	KW

Keying

DESCRIPTION	PDQ KEYING DESIGNATOR
Keyed Different (Default)	KD
Keyed Alike	KA
"O" Zero Bitted	KO
Master Keyed	MK
Construction Master Keyed	CMK
Grand Master Keyed	GMK

KM Series (Heavy Duty Commercial Grade)



Typical Applications

- Commercial
- Government
- Hospitality
- Institutional
- Military
- Multi-family
- Offices
- Retail



Specifications

FOR DOORS:	• 1-3/8" to 1-3/4" thick for Conventional Cylinder, 1-1/2" to 2" for SFIC
DOOR PREP:	• 2-1/8" DIA
BACKSET:	• 2-3/4" - 2-3/8" adjustable (Default) • 2-3/4" (Option) • 2-1/4" x 1" faceplate available
FRONT:	• 2-1/4" x 1-1/8" • Stainless Steel or Wrought Brass
STRIKE:	• 2-3/4" x 1-1/8" • Stainless Steel or Wrought Brass • Dust Box Included
DEADBOLT:	• 1" Throw • Brass Bolt containing one 1/4" case-hardened Steel Roll Pin
THUMBTURN:	• ADA Compliant
HAND:	• Non-handed
TRIM:	• Stainless Steel or Wrought Brass Scalp • Reinforced Zinc Diecast Rose
KEYS:	• Two (2) per Lock
KEYWAYS:	• SCC standard (Schlage C Compatible) • Also available in keyways of other manufacturers
INTERCHANGEABLE CORE:	• 6 or 7-pin • Compatible with Best, Falcon and Arrow
CYLINDER:	• 6-pin Brass RIM Cylinder keyed to 5-pins • Standard High Security and UL437 Cylinders Available
KEYING:	• Options: MK, CMK or GMK • Zero Bitted (KO), Keyed Different (KD) or Keyed Alike (KA) • Can be keyed into existing master key systems
FINISHES:	• 605 (US3) - Bright Brass, 606 (US4) - Satin Brass, 613 (US10B) - Oil Rubbed Bronze, 622 (US19) - Flat Black, 626 (US26D) - Satin Chrome, 630 (US32D) - Satin Stainless Steel
CERTIFICATIONS, LISTINGS, COMPLIANCES:	• UL 10C listed, 3-hour fire rated as auxiliary locks for A label single doors • UL 10B listed for neutral pressure doors • Complies with ADA (Americans with Disabilities Act) and ICC/ANSI 117.1 for Accessible and Usable Buildings • TAA compliant. Country of origin: KR
WARRANTY:	• One (1) year Limited Warranty

PDQ Functions

FUNCTION	FUNCTION NUMBER	OUTSIDE INSIDE	DESCRIPTION	ANSI NUMBER
Single Cylinder	116		• Lock or unlock by key from outside, by thumb turn from inside	E1151
Double Cylinder	137		• Lock or unlock by key from both sides	E1141
Classroom	148		• Lock or unlock by key from outside • Turnpiece inside retracts deadbolt, but will not project it	E1171

How to Order

QUANTITY	SERIES	FUNCTION	FINISH	BACKSET	CYLINDER	KEYWAY	KEYING
20	KM	116	630	ADJ	D	SCC	KD
NOTE: Case quantity is 20 / Case weight varies			605	234 – 2-3/4"	D Default		
			606	238 – 2-3/8"	L Less Cylinder		
			613	ADJ – Adjustable	SF6 Lock is SFIC prepped w/ 6 pin core		
			622	2-3/4"–2-3/8"(Default)	SF7 Lock is SFIC prepped w/ 7 pin core		
			626		SFL Lock is SFIC prepped but less core		
			630		SFC Lock is SFIC prepped w/ construction core		
					SFP Lock is SFIC prepped w/ plastic construction core		

Cylinder Reference Guide



RIM SFIC HOUSING

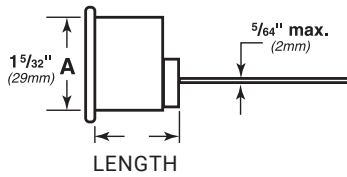


SFIC CORE

TYPE	LENGTH
Conventional	—
SFIC Housing, 6 Pin	1-1/4"
SFIC Housing, 7 Pin	1-3/8"



RIM CYLINDER



Keyways

CONVENTIONAL CYLINDER		SMALL FORMAT INTERCHANGEABLE CORE	
KEYWAY	PDQ KEYWAY DESIGNATOR	KEYWAY (BEST COMPATIBLE)	PDQ KEYWAY DESIGNATOR
Schlage C (Default)	SCC	BEST A (Default), B, C, D, E, F, G, H, J, K, L, M, Q, R, WA, WB, WG, WH, TB, TD, TE, R	A (Default), B, C, D, E, F, G, H, J, K, L, M, Q, R, WA, WB, WG, WH, TB, TD, TE, R
PDQ Restricted	TA		
Arrow AR1	ARA		
Corbin 59A1	CO59A1		
Corbin 60	CO6		
Corbin L4	CL4		
Russwin D1	RUD	PDQ Exclusive	PDQ1
Russwin 981	RUD981		PDQ2
Schlage E	SCE		PDQ3
Schlage C	SCC	PDQ Exclusive and Restricted	
Schlage C-K	SCC-K		
Sargent LA	SAL		
Sargent RA-RC	RA-RC		
Yale E1R	YA8		
Yale GA	GA		
Falcon E-R	FAL		
Kwikset	KW		

Keying

DESCRIPTION	PDQ KEYING DESIGNATOR
Keyed Different (Default)	KD
Keyed Alike	KA
"O" Zero Bitted	KO
Master Keyed	MK
Construction Master Keyed	CMK
Grand Master Keyed	GMK

KV Series (Standard Duty Commercial Grade)

Typical Applications

- Light Commercial Installations
- Low Security Applications
- Residential






Deadbolts are Grade Comparable with SD Series Grade 2 Cylindrical Locks



Specifications

FOR DOORS:	• 1-3/8" to 1-3/4" thick for Conventional Cylinder, 1-1/2" to 2" for SFIC
DOOR PREP:	• 2-1/8" DIA
BACKSET:	• 2-3/4"/2-3/8" adjustable (Default)
FRONT:	• 2-1/4" x 1" with filler plate • Stainless Steel or Wrought Brass
STRIKE:	• 2-3/4" x 1" • Stainless Steel or Wrought Brass • Dust Box Included
DEADBOLT:	• 1" Throw • Brass Bolt containing one 1/4" case-hardened Steel Roll Pin
HAND:	• Non-handed
TRIM:	• Stainless Steel or Wrought Brass Scalp
KEYS:	• Two (2) per Lock
KEYWAYS:	• SCC standard (Schlage C Compatible) • Also available in keyways of other manufacturers
INTERCHANGEABLE CORE:	• 6 or 7-pin • Compatible with Best, Falcon and Arrow
CYLINDER:	• 6-pin Brass Insert Cylinder keyed to 5-pins • Standard High Security and UL437 Cylinders Available
KEYING:	• Options: MK, CMK or GMK • Zero Bitted (KO), Keyed Different (KD) or Keyed Alike (KA) • Can be keyed into existing master key systems
FINISHES:	• 605 (US3) - Bright Brass, 606 (US4) - Satin Brass, 613 (US10B) - Oil Rubbed Bronze, 622 (US19) - Flat Black, 626 (US26D) - Satin Chrome or 630 (US32D) - Satin Stainless Steel
CERTIFICATIONS, LISTINGS, COMPLIANCES:	• ANSI "Positive Pressure Fire Tests of Door Assemblies" for up to and including 3 hrs. Assemblies" for up to and including 3 hrs. • Complies with ADA (Americans with Disabilities Act) and ICC/ANSI 117.1 for Accessible and Usable Building • UL 10C listed, 3-hour fire rated as auxiliary locks for A label single doors • UL 10B listed for neutral pressure doors • TAA compliant. Country of origin: KR
WARRANTY:	• One (1) year Limited Warranty


PDQ Functions

FUNCTION	FUNCTION NUMBER	OUTSIDE INSIDE	DESCRIPTION	ANSI NUMBER
Single Cylinder	116		• Lock or unlock by key from outside, by thumb turn from inside	E2152
Single Sided	125		• Deadbolt by inside thumb turn only • Special door preparation required • Surface mounted, 1-3/4" bore hole, one side	E2192
Single Sided	125 BK		• Deadbolt by inside thumb turn only • 2-1/8" bore hole, one side	E21112
Single Sided Indicator Deadbolt	125 IND		• No key outside • Indicator outside • Thumbturn inside extends/retracts deadbolt • Emergency key outside retracts deadbolt	—
Double Cylinder	137		• Lock or unlock by key from both sides	E2142

How to Order

QUANTITY	SERIES	FUNCTION	FINISH	BACKSET	CYLINDER	KEYWAY	KEYING	OPTION
20	KV	116	630	ADJ	D	SCC	KD	–
NOTE: Case quantity is 20 / Case weight is 26 lbs. Single Cylinder / Case weight is 35 lbs. Double Cylinder			605 606 613 622 630	ADJ – 2-1/4" x 1" (Default) ADJR – 2-1/4" x 1" x 1/4" Radius	D Default L Less Cylinder SF6 Lock is SFIC prepped w/ 6 pin core SF7 Lock is SFIC prepped w/ 7 pin core SFL Lock is SFIC prepped but less core SFC Lock is SFIC prepped w/ construction core SFP Lock is SFIC prepped w/ plastic construction core			DB – Dust Box

Cylinder Reference Guide



CONVENTIONAL
KEY IN KNOB/
LEVER CYLINDER



RIM
SFIC HOUSING



SFIC CORE

Keyways

CONVENTIONAL CYLINDER		SMALL FORMAT INTERCHANGEABLE CORE	
KEYWAY	PDQ KEYWAY DESIGNATOR	KEYWAY (BEST COMPATIBLE)	PDQ KEYWAY DESIGNATOR
Schlage C (Default)	SCC	BEST A (Default), B, C, D, E, F, G, H, J, K, L, M, Q, R, WA, WB, WG, WH, TB, TD, TE, R	A (Default), B, C, D, E, F, G, H, J, K, L, M, Q, R, WA, WB, WG, WH, TB, TD, TE, R
PDQ Restricted	TA		
Arrow AR1	ARA		
Corbin 59A1	CO59A1		
Corbin 60	CO6		
Corbin L4	CL4		
Russwin D1	RUD	PDQ Exclusive	PDQ1
Russwin 981	RUD981		PDQ2
Schlage E	SCE	PDQ Exclusive and Restricted	PDQ3
Schlage C	SCC		
Schlage C-K	SCC-K		
Sargent LA	SAL		
Sargent RA-RC	RA-RC		
Yale E1R	YA8		
Yale GA	GA		
Falcon E-R	FAL		
Kwikset	KW		

Keying


DESCRIPTION	PDQ KEYING DESIGNATOR
Keyed Different (Default)	KD
Keyed Alike	KA
"0" Zero Bitted	KO
Master Keyed	MK
Construction Master Keyed	CMK
Grand Master Keyed	GMK

KV Series with Privacy Indicator (Light Duty Commercial Grade)




Specifications

PRIVACY INDICATOR:	• Symbol showing Unoccupied- Occupied
THUMBTURN:	• ADA Compliant
FOR DOORS:	• 1-3/8" to 1-3/4" Thick
BACKSET:	• 2-3/4" (Factory Default) adjustable to 2-3/8"
DOOR PREP:	• 2-1/8" DIA
FACEPLATE:	• 1" x 2-1/4"
STRIKE:	• Non-handed
DEADBOLT:	• 1" Throw with hardened steel roller • Brass Bolt containing one concealed 1/4" case-hardened Steel Roll Pin
TRIM:	• Wrought Brass
KEYS:	• Emergency Key Included
FINISHES:	• 613 (US10B) Oil Rubbed Bronze, 622 (US19) - Flat Black, 626 (US26D) Satin Chrome
WARRANTY:	• One (1) year Limited Warranty
LISTINGS:	• UL 10C listed, 3-hour fire rated as auxiliary locks for A label single doors • UL 10B listed for neutral pressure doors



UNOCCUPIED



OCCUPIED

Functions

FUNCTION	FUNCTION NUMBER	INSIDE OUTSIDE	DESCRIPTION	ANSI NUMBER
Single Sided	KV125IND		<ul style="list-style-type: none"> • No key outside • Indicator outside • Thumbturn inside extends/retracts deadbolt • Emergency key outside retracts deadbolt 	E2192

How To Order

SERIES	FUNCTION	FINISH	BACKSET
KV	125IND	626	ADJ - 2-3/4" AND 2-3/8"
		613 626 630	

ORDERING EXAMPLE: KV 125IND 626 ADJ



SECURING
CONFIDENCE
OPENING
POSSIBILITIES

Phone: 800.441.9692

Tech Support: 833.273.7832

Email: help@pdqlocks.com

Headquarters: 2230 Embassy Drive, Lancaster, PA
17603 P.O Box 6426, Lancaster, PA 17607

Regional Distribution Centers: Lancaster, PA | Norcross,
GA | Kansas City, MO | Auburn, WA