


Architectural Submittal Sheet

Typical Applications

- Light Commercial Installations
- Low Security Applications
- Residential

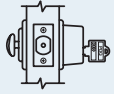



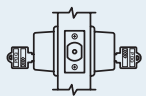


Specifications

FOR DOORS:	• 1-3/8" to 1-3/4" thick for Conventional Cylinder, 1-1/2" to 2" for SFIC
DOOR PREP:	• 2-1/8" DIA
BACKSET:	• 2-3/4"/2-3/8" adjustable (Default)
FRONT:	• 2-1/4" x 1" with filler plate • Stainless Steel or Wrought Brass
STRIKE:	• 2-3/4" x 1" • Stainless Steel or Wrought Brass • Dust Box Included
DEADBOLT:	• 1" Throw • Brass Bolt containing one 1/4" case-hardened Steel Roll Pin
HAND:	• Non-handed
TRIM:	• Stainless Steel or Wrought Brass Scalp
KEYS:	• Two (2) per Lock
KEYWAYS:	• SCC standard (Schlage C Compatible) • Also available in keyways of other manufacturers
INTERCHANGEABLE CORE:	• 6 or 7-pin • Compatible with Best, Falcon and Arrow
CYLINDER:	• 6-pin Brass Insert Cylinder keyed to 5-pins • Standard High Security and UL437 Cylinders Available
KEYING:	• Options: MK, CMK or GMK • Zero Bitted (KO), Keyed Different (KD) or Keyed Alike (KA) • Can be keyed into existing master key systems
FINISHES:	• 605 (US3) - Bright Brass, 606 (US4) - Satin Brass, 613 (US10B) - Oil Rubbed Bronze, 622 (US19) - Flat Black, 626 (US26D) - Satin Chrome or 630 (US32D) - Satin Stainless Steel
CERTIFICATIONS, LISTINGS, COMPLIANCES:	• ANSI "Positive Pressure Fire Tests of Door Assemblies" for up to and including 3 hrs. Assemblies" for up to and including 3 hrs. • Complies with ADA (Americans with Disabilities Act) and ICC/ANSI 117.1 for Accessible and Usable Building • UL 10C listed, 3-hour fire rated as auxiliary locks for A label single doors • UL 10B listed for neutral pressure doors • TAA compliant. Country of origin: KR
WARRANTY:	• One (1) year Limited Warranty

KV Series

PDQ Functions

FUNCTION	FUNCTION NUMBER	OUTSIDE INSIDE	DESCRIPTION	ANSI NUMBER
Single Cylinder	116		<ul style="list-style-type: none"> • Lock or unlock by key from outside, by thumb turn from inside 	E2152
Single Sided	125		<ul style="list-style-type: none"> • Deadbolt by inside thumb turn only • Special door preparation required • Surface mounted, 1-3/4" bore hole, one side 	E2192
Single Sided	125 BK		<ul style="list-style-type: none"> • Deadbolt by inside thumb turn only • 2-1/8" bore hole, one side 	E21112
Single Sided Indicator Deadbolt	125 IND		<ul style="list-style-type: none"> • No key outside • Indicator outside • Thumbturn inside extends/retracts deadbolt • Emergency key outside retracts deadbolt 	—
Double Cylinder	137		<ul style="list-style-type: none"> • Lock or unlock by key from both sides 	E2142

Finishes

