

### Specifications



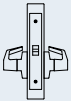
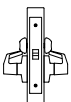
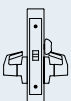
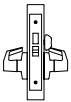
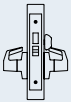
<b>FOR DOORS:</b>	• 1-3/4" standard, 2" and 2-1/4" special order from factory
<b>BACKSET:</b>	• 2-3/4"
<b>CASE:</b>	• 12-gauge cold rolled steel mechanism • Dichromated for corrosion resistance • Features weakened spindle design to prevent case damage
<b>ARMOR FRONT:</b>	• Beveled 1/8" on 2" • 625 (US26) & 630 (US32D) use stainless steel as base material, all other finishes use stainless steel or brass as base material
<b>STRIKE:</b>	• Non-handed Curved Lip Strike • 625 (US26) & 630 (US32D) use stainless steel as base material, all other finishes use stainless steel or brass as base material
<b>LEVERS:</b>	• F Series Sectional/Escutcheon: Philadelphia, Boston, Miami • J Series Sectional/Escutcheon: Philadelphia, Boston, Miami, Chicago, Dallas, Houston, Los Angeles, Memphis, Orlando, Ball Knob
<b>LATCHBOLT:</b>	• 3/4" Throw • Investment Cast Stainless Steel • Anti-friction
<b>DEADBOLT:</b>	• 1" Throw • Investment Cast Stainless Steel
<b>HAND:</b>	• Most functions field reversible. Specify handing for Strikes, consult factory for details
<b>TRIM:</b>	• F trim - forged brass levers and escutcheons • Round and square rose available • J Standard and J Wide Trim - stainless steel escutcheon and levers, PHL, MEM, MIA and BSN are solid levers LAX, ORL, DAL and CHI are tube levers
<b>KEYS:</b>	• Two (2) per Lock
<b>KEYWAYS:</b>	• SCC standard (Schlage C Compatible) • Also available in keyways of other manufacturers
<b>INTERCHANGEABLE CORE:</b>	• 6 or 7-pin • Compatible with Best, Falcon & Arrow • Large Format IC Cores compatible with Schlage.
<b>CYLINDER:</b>	• 6 or 7-pin Brass Mortise Cylinder • Standard High Security and UL437 Cylinders Available
<b>KEYING:</b>	• Options: MK, CMK or GMK • Zero Bitted (KO), Keyed Different (KD) or Keyed Alike (KA) Can be keyed into existing master key systems
<b>FINISHES:</b>	• F Series Trim: 626 (US26D) • J Standard and J Wide Trim: 605 (US3), 606 (US4), 612 (US10), 613 (US10B), 622 (US19), 629 (US32), 630 (US32D) • Antimicrobial Coating available on 626 (US26D) & 630 (US32D) for F, J, and J Wide Series.
<b>PERFORMANCE:</b>	• Tested to over 11 million cycles, 11X ANSI/BHMA standard
<b>CERTIFICATIONS, LISTINGS, COMPLIANCES:</b>	• UL listed for 3 hrs, for single doors up to 4'0" x 8'0" • Certified to ANSI/BHMA 156.13 Operational Grade 1 and Security Grade 1 • Approved for Florida HVHZ (High Velocity Hurricane Zone). PDQ Product Approval: FL 21376. Design load rating: ± 70.0 PSF for single door (3' x 7') • Complies with ADA (Americans with Disabilities Act) and ICC/ANSI 117.1 for Accessible and Usable Buildings • J Wide Escutcheon Trim complies with Unified Facilities Guide Specification 08 71 00 (August 2008)
<b>WARRANTY:</b>	• Lifetime Limited Warranty
<b>COUNTRY OF ORIGIN:</b>	• Assembled in the U.S.A. with U.S. and foreign material. Meets requirements of the Buy American Act as a COTS product manufactured in the United States.

**Note:** Heavy Duty Spindle for High Abuse situations is available for F trim.

‡ Available with antimicrobial coating, technology that is known to inhibit the growth of microbes.

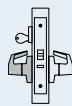
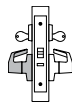
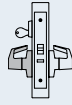
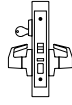
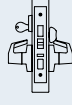
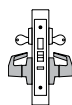
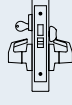
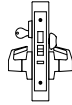
# MR Series

## PDQ Functions – Non Keyed

FUNCTION	FUNCTION NUMBER	OUTSIDE   INSIDE	DESCRIPTION	ANSI NUMBER
Passage	MR126		<ul style="list-style-type: none"> <li>• Latchbolt operated by lever from either side</li> </ul>	F01
Privacy with Thumbturn on Both Sides	MR174		<ul style="list-style-type: none"> <li>• Latchbolt operated by lever from either side</li> <li>• Thumbturn outside locks/unlocks outside lever</li> <li>• Thumbturn inside locks/unlocks outside lever</li> <li>• Closing door unlocks outside lever</li> <li>• Rotating inside lever unlocks outside lever</li> </ul>	—
Privacy	MR176		<ul style="list-style-type: none"> <li>• Latchbolt operated by lever from either side</li> <li>• Emergency coin turn outside unlocks outside lever</li> <li>• Thumbturn inside locks/unlocks outside lever</li> <li>• Closing door unlocks outside lever</li> <li>• Rotating inside lever unlocks outside lever</li> </ul>	F22
Privacy with Deadbolt	MR178		<ul style="list-style-type: none"> <li>• Latchbolt operated by lever from either side</li> <li>• Emergency coin turn outside retracts deadbolt</li> <li>• Thumbturn inside extends/retracts deadbolt</li> <li>• Not field reversible</li> <li>• Specify handing</li> </ul>	F02
Privacy with Deadbolt and Egress	MR179		<ul style="list-style-type: none"> <li>• Latchbolt operated by lever from either side</li> <li>• Emergency coin turn outside retracts deadbolt</li> <li>• Thumbturn inside extends/retracts deadbolt</li> <li>• Inside lever simultaneously retracts latchbolt and deadbolt</li> </ul>	F19

# MR Series

## PDQ Functions – Keyed

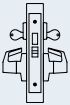
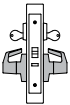
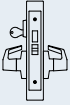
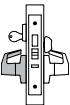
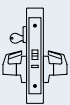

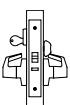
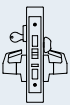
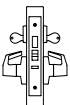

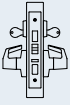
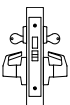
FUNCTION	FUNCTION NUMBER	OUTSIDE   INSIDE	DESCRIPTION	ANSI NUMBER
Hold Back Single Cylinder	MR113		<ul style="list-style-type: none"> <li>• Latchbolt operated by lever from inside</li> <li>• Key outside retracts latchbolt</li> <li>• Rigid outside lever</li> <li>• Auxiliary latch deadlocks latchbolt</li> <li>• Key outside secures latchbolt when latchbolt is retracted by inside lever</li> <li>• Not field reversible</li> <li>• Specify handing</li> </ul>	F06
Hold Back Double Cylinder	MR114		<ul style="list-style-type: none"> <li>• Latchbolt operated by lever from inside</li> <li>• Key outside retracts latchbolt</li> <li>• Rigid outside lever</li> <li>• Auxiliary latch deadlocks latchbolt</li> <li>• Key inside secures latchbolt when latchbolt is retracted by inside lever</li> <li>• Not field reversible</li> <li>• Specify handing</li> </ul>	—
Storeroom	MR115		<ul style="list-style-type: none"> <li>• Latchbolt operated by lever from inside</li> <li>• Key outside retracts latchbolt</li> <li>• Rigid outside lever</li> <li>• Auxiliary latch deadlocks latchbolt</li> </ul>	F07
Entry	MR116		<ul style="list-style-type: none"> <li>• Latchbolt operated by lever from either side</li> <li>• Toggle locks/unlocks outside lever</li> <li>• Key outside retracts latchbolt</li> <li>• Auxiliary latch deadlocks latchbolt</li> </ul>	F04
Front Door	MR117		<ul style="list-style-type: none"> <li>• Latchbolt operated by lever from either side</li> <li>• Toggle locks/unlocks outside lever</li> <li>• Key outside retracts latchbolt</li> <li>• Key outside extends/retracts deadbolt</li> <li>• Thumbturn inside extends/retracts deadbolt</li> </ul>	F08 or F10
Institution with Deadbolt	MR128		<ul style="list-style-type: none"> <li>• Key outside retracts latchbolt</li> <li>• Key inside retracts latchbolt</li> <li>• Key outside extends/retracts deadbolt</li> <li>• Key inside extends/retracts deadbolt</li> <li>• Rigid outside lever</li> <li>• Rigid inside lever</li> <li>• Auxiliary latch deadlocks latchbolt</li> </ul>	—
Entrance/Storeroom	MR135		<ul style="list-style-type: none"> <li>• Latchbolt operated by lever from either side</li> <li>• Key outside extends/retracts deadbolt</li> <li>• Thumbturn inside extends/retracts deadbolt</li> </ul>	F21
Dormitory/Exit	MR136		<ul style="list-style-type: none"> <li>• Latchbolt operated by lever from either side</li> <li>• Key outside extends/retracts deadbolt</li> <li>• Thumbturn inside extends/retracts deadbolt</li> <li>• Inside lever simultaneously retracts latchbolt and deadbolt</li> <li>• Auxiliary latch deadlocks latchbolt</li> </ul>	F13



INDICATES RIGID LEVER

# MR Series

## PDQ Functions – Keyed

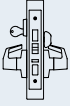
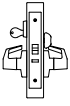
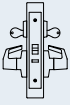

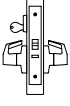

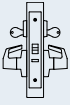
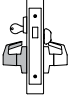
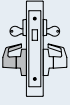
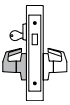
FUNCTION	FUNCTION NUMBER	OUTSIDE   INSIDE	DESCRIPTION	ANSI NUMBER
Store Door	MR137		<ul style="list-style-type: none"> <li>• Latchbolt operated by lever from either side</li> <li>• Key outside extends/retracts deadbolt</li> <li>• Key inside extends/retracts deadbolt</li> <li>• Latchbolt and deadbolt are independent of each other</li> </ul>	F14
Institution	MR138		<ul style="list-style-type: none"> <li>• Key outside retracts latchbolt</li> <li>• Key inside retracts latchbolt</li> <li>• Rigid outside lever</li> <li>• Rigid inside lever</li> <li>• Auxiliary latch deadlocks latchbolt</li> </ul>	F30
Closet / Storeroom	MR139		<ul style="list-style-type: none"> <li>• Latchbolt operated by lever from either side</li> <li>• Key outside extends/retracts deadbolt</li> </ul>	—
Storeroom with Deadbolt	MR141		<ul style="list-style-type: none"> <li>• Latchbolt operated by lever from inside</li> <li>• Key outside retracts latchbolt</li> <li>• Key outside extends/retracts deadbolt</li> <li>• Rigid outside lever</li> <li>• Inside lever simultaneously retracts latchbolt and deadbolt</li> <li>• Auxiliary latch deadlocks latchbolt</li> <li>• Thumbturn inside extends/contracts deadbolt but doesn't effect outside lever.</li> </ul>	—
Classroom	MR148		<ul style="list-style-type: none"> <li>• Latchbolt operated by lever from either side</li> <li>• Key outside locks/unlocks outside lever</li> <li>• Inside lever always free</li> <li>• Auxiliary latch deadlocks latchbolt</li> </ul> 	F05
Assisted Living	MR149		<ul style="list-style-type: none"> <li>• Latchbolt operated by lever from either side</li> <li>• Key outside locks/unlocks outside lever</li> <li>• Thumbturn inside locks/unlocks outside lever</li> <li>• Closing door unlocks outside lever</li> <li>• Rotating inside lever unlocks outside lever</li> <li>• Auxiliary latch deadlocks latchbolt</li> </ul>	—
Entrance	MR154		<ul style="list-style-type: none"> <li>• Latchbolt operated by lever from either side</li> <li>• Toggle locks/unlocks outside lever</li> <li>• Key outside retracts latchbolt</li> <li>• Key outside extends/retracts deadbolt</li> <li>• Thumbturn inside extends/retracts deadbolt</li> <li>• Inside lever simultaneously retracts latchbolt and deadbolt</li> <li>• Auxiliary latch deadlocks latchbolt</li> <li>• Projecting then retracting the deadbolt releases the toggle</li> </ul>	—
Intruder Deadbolt with Deadlatch	MR157		<ul style="list-style-type: none"> <li>• Latchbolt operated by lever from either side</li> <li>• Key outside extends/retracts deadbolt</li> <li>• Key inside extends/retracts deadbolt</li> <li>• Inside lever simultaneously retracts latchbolt and deadbolt</li> <li>• Auxiliary latch deadlocks latchbolt</li> </ul> 	F34
Dormitory	MR158		<ul style="list-style-type: none"> <li>• Latchbolt operated by lever from either side</li> <li>• Toggle locks/unlocks outside lever</li> <li>• Key outside extends/retracts deadbolt</li> <li>• Key inside extends/retracts deadbolt</li> <li>• Inside lever simultaneously retracts latchbolt and deadbolt</li> <li>• Auxiliary latch deadlocks latchbolt</li> </ul>	F11
Dormitory	MR159		<ul style="list-style-type: none"> <li>• Latchbolt operated by lever from either side</li> <li>• Key outside extends/retracts deadbolt</li> <li>• Key inside extends/retracts deadbolt</li> <li>• Inside lever simultaneously retracts latchbolt and deadbolt</li> </ul>	F33



INDICATES RIGID LEVER

# MR Series

## PDQ Functions – Keyed

FUNCTION	FUNCTION NUMBER	OUTSIDE   INSIDE	DESCRIPTION	ANSI NUMBER
Apartment/ Corridor	MR162		<ul style="list-style-type: none"> <li>• Latchbolt operated by lever from either side</li> <li>• Toggle locks/unlocks outside lever</li> <li>• Key outside retracts latchbolt</li> <li>• Key outside extends/retracts deadbolt</li> <li>• Thumbturn inside extends/retracts deadbolt</li> <li>• Inside lever simultaneously retracts latchbolt and deadbolt</li> <li>• Auxiliary latch deadlocks latchbolt</li> </ul>	F20
Office	MR181		<ul style="list-style-type: none"> <li>• Latchbolt operated by lever from either side</li> <li>• Key outside locks/unlocks outside lever</li> <li>• Thumbturn inside locks/unlocks outside lever</li> <li>• Closing door unlocks outside lever</li> <li>• Rotating inside lever unlocks outside lever</li> <li>• Auxiliary latch deadlocks latchbolt</li> </ul>	—
Apartment	MR186		<ul style="list-style-type: none"> <li>• Latchbolt operated by lever from either side</li> <li>• Key inside locks/unlocks outside lever</li> <li>• Key outside retracts latchbolt</li> <li>• Auxiliary latch deadlocks latchbolt</li> </ul>	F09
Electrified Storeroom	MR199A 		<ul style="list-style-type: none"> <li>• Key outside retracts latchbolt</li> <li>• Latchbolt operated by lever from inside</li> <li>• Auxiliary latch deadlocks latchbolt</li> <li>• Fail safe – latchbolt operated by lever from outside unless electrically locked</li> <li>• Fail secure – latchbolt operated by lever from outside when electrically unlocked</li> <li>• Motor drive locking/unlocking</li> <li>• Not field reversible</li> <li>• Specify handing</li> </ul>	—
Electrified Institutional	MR200 		<ul style="list-style-type: none"> <li>• Key outside retracts latchbolt</li> <li>• Key inside retracts latchbolt</li> <li>• Auxiliary latch deadlocks latchbolt</li> <li>• Fail safe – latchbolt operated by either lever when electrically locked</li> <li>• Fail secure – latchbolt operated by either lever when electrically unlocked</li> <li>• Motor drive locking/unlocking</li> <li>• Not field reversible</li> <li>• Specify handing</li> </ul>	—
Cylinder and Thumbturn Deadbolt with Dummy Trim	MR213		<ul style="list-style-type: none"> <li>• Key outside extends/retracts deadbolt</li> <li>• Thumbturn inside extends/retracts deadbolt</li> <li>• Rigid outside lever</li> <li>• Rotating inside lever retracts deadbolt</li> </ul>	—
Double Cylinder Deadbolt with Dummy Trim	MR214		<ul style="list-style-type: none"> <li>• Key outside extends/retracts deadbolt</li> <li>• Key inside extends/retracts deadbolt</li> <li>• Rigid outside lever</li> <li>• Rotating inside lever retracts deadbolt</li> </ul>	—
Single Cylinder Deadbolt with Dummy Trim	MR215		<ul style="list-style-type: none"> <li>• Key outside extends/retracts deadbolt</li> <li>• Rigid outside lever</li> <li>• Rotating inside lever retracts deadbolt</li> </ul>	—



INDICATES RIGID LEVER

# MR Series

## PDQ Indicator Functions

- Locked/Unlocked Indicator conforms with ANSI Z535.1 Safety Colors: Red and Green.






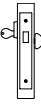


Shown with optional Security Screws. For more information, contact PDQ Customer Service.

FUNCTION	FUNCTION NUMBER	OUTSIDE   INSIDE	DESCRIPTION	ANSI NUMBER
Dormitory/ Exit w/Indicator	MR236		<ul style="list-style-type: none"> <li>• Latchbolt operated by lever from either side</li> <li>• Key outside extends/retracts deadbolt</li> <li>• Thumbturn inside extends/retracts deadbolt</li> <li>• Inside lever simultaneously retracts latchbolt and deadbolt</li> <li>• Auxiliary latch deadlocks latchbolt</li> <li>• Indicator, outside – (LOCKED/UNLOCKED)</li> </ul>	F13
Storeroom with Deadbolt w/Indicator	MR241		<ul style="list-style-type: none"> <li>• Latchbolt operated by lever from inside</li> <li>• Key outside retracts latchbolt</li> <li>• Key outside extends/retracts deadbolt</li> <li>• Rigid outside lever</li> <li>• Inside lever simultaneously retracts latchbolt and deadbolt</li> <li>• Auxiliary latch deadlocks latchbolt</li> <li>• Thumbturn inside extends/contracts deadbolt but doesn't effect outside lever.</li> <li>• Indicator, outside – (LOCKED/UNLOCKED)</li> </ul>	–
Intruder Deadbolt with Deadlatch	MR257		<ul style="list-style-type: none"> <li>• Latchbolt operated by lever from either side</li> <li>• Key outside extends/retracts deadbolt</li> <li>• Key inside extends/retracts deadbolt</li> <li>• Inside lever simultaneously retracts latchbolt and deadbolt</li> <li>• Auxiliary latch deadlocks latchbolt</li> <li>• Indicator, inside – (LOCKED/UNLOCKED)</li> </ul>	F34 w/Indicator
Dormitory	MR259		<ul style="list-style-type: none"> <li>• Latchbolt operated by lever from either side</li> <li>• Key outside extends/retracts deadbolt</li> <li>• Key inside extends/retracts deadbolt</li> <li>• Inside lever simultaneously retracts latchbolt and deadbolt</li> <li>• Indicator, inside – (VACANT/OCCUPIED)</li> </ul>	F33 w/Indicator
Faculty Restroom with Deadbolt w/Indicator	MR260		<ul style="list-style-type: none"> <li>• Latchbolt retracted by key outside or lever inside</li> <li>• Key outside extends/retracts deadbolt</li> <li>• Rigid outside lever</li> <li>• Thumbturn inside extends/retracts deadbolt</li> <li>• Rotating inside lever retracts deadbolt and latchbolt simultaneously</li> <li>• Inside lever is always free for immediate egress</li> <li>• Indicator, outside – (VACANT/OCCUPIED)</li> </ul>	–
Privacy w/Indicator	MR 269		<ul style="list-style-type: none"> <li>• Latchbolt operated by lever from either side</li> <li>• Key outside extends/retracts deadbolt</li> <li>• Thumbturn inside extends/retracts deadbolt</li> <li>• Inside lever simultaneously retracts latchbolt and deadbolt</li> <li>• Indicator, inside – (VACANT/OCCUPIED)</li> </ul>	F33 w/Indicator
Privacy w/Indicator	MR276		<ul style="list-style-type: none"> <li>• Latchbolt operated by lever from either side</li> <li>• Emergency coin turn outside unlocks outside lever</li> <li>• Thumbturn inside locks/unlocks outside lever</li> <li>• Closing door unlocks outside lever</li> <li>• Rotating inside lever unlocks outside lever</li> <li>• Indicator, outside – (VACANT/OCCUPIED)</li> </ul>	F22 w/Indicator
Privacy with Deadbolt w/Indicator	MR278		<ul style="list-style-type: none"> <li>• Latchbolt operated by lever from either side</li> <li>• Emergency coin turn outside retracts deadbolt</li> <li>• Thumbturn inside extends/retracts deadbolt</li> <li>• Indicator, outside – (VACANT/OCCUPIED)</li> </ul>	F02 w/Indicator
Privacy with Deadbolt and Egress w/Indicator	MR279		<ul style="list-style-type: none"> <li>• Latchbolt operated by lever from either side</li> <li>• Emergency coin turn outside retracts deadbolt</li> <li>• Thumbturn inside extends/retracts deadbolt</li> <li>• Inside lever simultaneously retracts latchbolt and deadbolt</li> <li>• Indicator, outside – (VACANT/OCCUPIED)</li> </ul>	F19 w/Indicator






**Notes:** Functions MR257, MR259 and MR260 not available in 7 Pin SFIC or LFIC.

# MR Series

## PDQ Functions – Deadlocks

FUNCTION	FUNCTION NUMBER	OUTSIDE   INSIDE	DESCRIPTION	ANSI NUMBER
Single Cylinder Deadbolt	MR131		<ul style="list-style-type: none"> <li>• Key outside extends/retracts deadbolt</li> </ul>	F18
Cylinder and Thumbturn Deadbolt	MR132		<ul style="list-style-type: none"> <li>• Key outside extends/retracts deadbolt</li> <li>• Thumbturn inside extends/retracts deadbolt</li> </ul>	F17
Double Cylinder Deadbolt	MR133		<ul style="list-style-type: none"> <li>• Key outside extends/retracts deadbolt</li> <li>• Key inside extends/retracts deadbolt</li> </ul>	F16
Classroom Deadbolt	MR134		<ul style="list-style-type: none"> <li>• Key outside extends/retracts deadbolt</li> <li>• Inside cylinder turn retracts but does not extend deadbolt</li> <li>• Not field reversible</li> <li>• Specify handing</li> </ul> 	F29
Single Cylinder Deadbolt w/Indicator (Privacy)	MR232		<ul style="list-style-type: none"> <li>• Key outside extends/retracts deadbolt</li> <li>• Thumb turn inside extends/retracts deadbolt</li> <li>• Indicator outside displays: <ul style="list-style-type: none"> <li>• Occupied when deadbolt is projected</li> <li>• Vacant when deadbolt is retracted</li> </ul> </li> <li>• Indicator, outside — (VACANT/OCCUPIED)</li> </ul>	—

## PDQ Functions – Non Keyed Dummy

FUNCTION	FUNCTION NUMBER	OUTSIDE   INSIDE	DESCRIPTION	ANSI NUMBER
Double Dummy	MR205		<ul style="list-style-type: none"> <li>• Rigid outside lever</li> <li>• Rigid inside lever</li> </ul>	—
Double Dummy with Chassis	MR206		<ul style="list-style-type: none"> <li>• Rigid outside lever</li> <li>• Rigid inside lever</li> </ul>	—
Double Dummy with Active Trim	MR207		<ul style="list-style-type: none"> <li>• Movable outside lever</li> <li>• Movable inside lever</li> </ul>	—
Single Dummy	MR211		<ul style="list-style-type: none"> <li>• Rigid outside lever</li> </ul>	—
Single Dummy with Chassis	MR212		<ul style="list-style-type: none"> <li>• Rigid outside lever</li> </ul>	—

# MR Series

## Escutcheon

### F Series Trim



F Trim

2-1/16" W x 7-5/8" H  
626 (US26D) Finish Only  
(Brass Escutcheon)

### J Series Trim



J Trim



J Wide Trim


1-3/4" W x 7-5/8" H  
2-9/16" W x 8" H  
7 Finishes (605, 606, 612, 613, 622, 629, 630)  
Specify 630 in Lieu of 619  
(Stainless Steel Escutcheon)

## Sectional



SF Trim

Round Rose  
(Brass)



SJ Trim

Round Rose  
(Stainless Steel)



SR Trim

Square Rose  
(Stainless Steel)

## Levers



Philadelphia



Boston



Miami

All Levers  Brass



Philadelphia



Boston



Miami



Chicago



Dallas



Los Angeles



Memphis




Orlando



Houston



Ball Knob  
(Non-ADA)



All Levers  Stainless Steel

## Finishes



605 (US3)  
Bright Brass



606 (US4)  
Satin Brass



612 (US10)  
Satin Bronze



613E  
Dark Oxidized  
Satin Bronze  
(Equivalent)



622 (US19)  
Flat Black



626\* (US26D)  
Satin Chromium



629 (US32)  
Bright Stainless  
Steel



630 (US32D)  
Satin Stainless  
Steel



# MR Series

## Options

CODE	DESCRIPTION
<b>TC1IS</b>	Tactile Abrasive Coating - Inside only (PHL and MIA levers only)
<b>TC1OS</b>	Tactile Abrasive Coating - Outside only (PHL and MIA levers only)
<b>TC2</b>	Tactile Abrasive Strip - Both Sides (PHL and MIA levers only)
<b>SSM</b>	Sectional Single Sided Mounting Assembly
<b>LL</b>	Lead-wrapped Case
<b>SHS</b>	Security Head Screws
<b>EASA</b>	Extended Lip Strike (1-3/8, 1-5/8, 1-7/8)
<b>REX</b>	Request to Exit (Available for functions 199A and 200 only)
<b>LM</b>	Latch Bolt Monitoring
<b>SF</b>	Split Finishes
<b>HDS</b>	HD Spindle for high abuse applications (for F Trim Only)
<b>AM</b>	Antimicrobial Coating - Sectional Mortise Lock inside lever, rose, thumbturn, outside lever
<b>AM</b>	Antimicrobial Coating - Escutcheon Mortise Lock inside lever, rose, thumbturn, outside lever
<b>ADA</b>	Disability Turn (ADA) - for J Trim Only
<b>TD1</b>	MR adapted to accommodate 2-1/4" thick door (sectional trim)
<b>TD2</b>	MR adapted to accommodate 2-1/2" thick door (sectional trim)
<b>TD3</b>	MR adapted to accommodate 2-3/4" to 3" thick door (sectional trim)
<b>TD4</b>	MR adapted to accommodate 2-1/4" thick door (escutcheon trim)
<b>TD5</b>	MR adapted to accommodate 2-1/2" to 2 3/4" thick door (escutcheon trim)
<b>TD6</b>	MR adapted to accommodate 3" thick door (escutcheon trim)



ADA Thumbturn